



CHENMKO ENTERPRISE CO.,LTD

CH601H-70PT

SURFACE MOUNT

SCHOTTKY BARRIER DIODE

VOLTAGE 70 Volts CURRENT 0.1 Ampere

Lead free devices

APPLICATION

* Low power rectification

FEATURE

* Small surface mounting type. (SC-76/SOD-323)
* High reliability

CONSTRUCTION

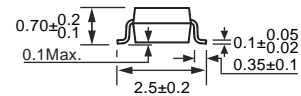
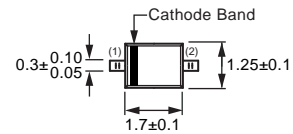
* Silicon epitaxial planar

MARKING

* 5A



SC-76/SOD-323



Dimensions in millimeters

SC-76/SOD-323

CIRCUIT



MAXIMUM RATINGS (At TA = 25°C unless otherwise noted)

RATINGS	SYMBOL	CH601H-70PT	UNITS
Maximum Recurrent Peak Reverse Voltage	VRRM	70	Volts
Maximum RMS Voltage	VRMS	49	Volts
Maximum DC Blocking Voltage	VDC	70	Volts
Maximum Average Forward Rectified Current	Io	0.1	Amps
Peak Forward Surge Current at 10 mSec single half sine-wave	IFSM	1.0	Amps
Typical Junction Capacitance between Terminal (Note 1)	CJ	6.0	pF
Maximum Operating Temperature Range	TJ	-40 to +125	°C
Storage Temperature Range	TSTG	-55 to +125	°C

ELECTRICAL CHARACTERISTICS (At TA = 25°C unless otherwise noted)

CHARACTERISTICS	SYMBOL	CH601H-70PT	UNITS
Maximum Instantaneous Forward Voltage at IF= 10mA	VF	0.77	Volts
Maximum Average Reverse Current at VR= 70V	IR	5	uAmps

NOTES : 1. Measured at 1.0 MHz and applied reverse voltage of 10.0 volts.
2. ESD sensitive product handling required.

RATING CHARACTERISTIC CURVES (CH601H-70PT)

FIG. 1 - FORWARD CHARACTERISTICS

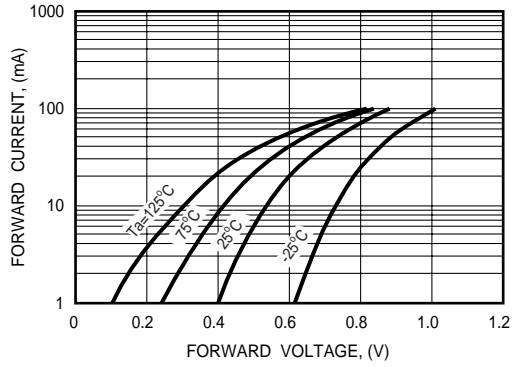


FIG. 2 - REVERSE CHARACTERISTICS

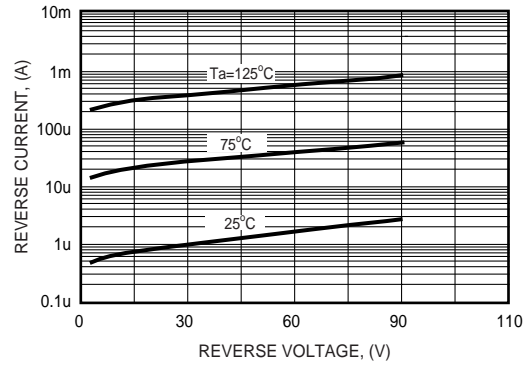


FIG. 3 - TYPICAL JUNCTION CAPACITANCE

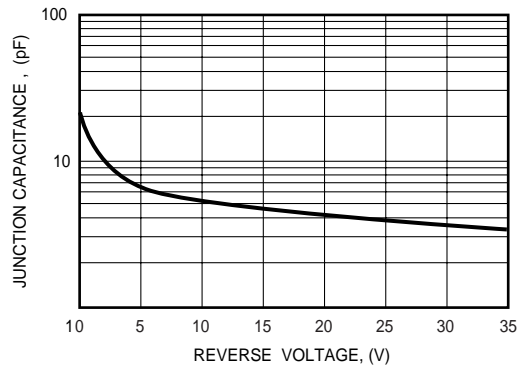


FIG. 4 - TYPICAL FORWARD CURRENT DERATING CURVE

