

**SANYO**

No.5123

**DD82SC**

Silicon Diffused Junction Type

Damper Diode for Very High-Definition Display Applications

**Features**

- High breakdown voltage ( $V_{RRM}$  : 1600V).
- High reliability.
- One-point fixing type plastic molded package facilitating easy mounting and heat dissipation.
- Fast forward/reverse recovery time.

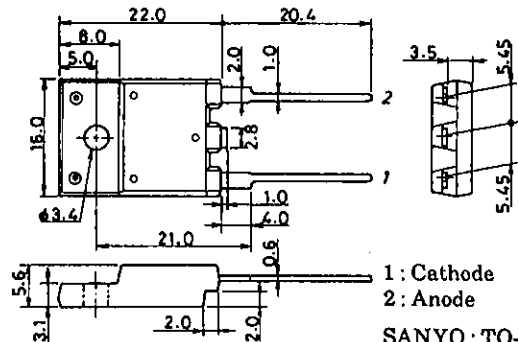
**Absolute Maximum Ratings at  $T_a = 25^\circ\text{C}$**

				unit
Repetitive Peak Reverse Voltage	$V_{RRM}$		1600	V
Non-repetitive Peak Reverse Voltage	$V_{RSM}$		1600	V
Average Output Current	$I_o$		8	A
Peak Output Current	$I_{op}$	$PW \leq 100\mu s, \text{duty} \leq 50\%$	32	A
Surge Forward Current	$I_{FSM}$	Sine wave, 10ms	80	A
Junction Temperature	$T_j$		150	$^\circ\text{C}$
Storage Temperature	$T_{stg}$		-55 to +150	$^\circ\text{C}$

**Electrical Characteristics at  $T_a = 25^\circ\text{C}$**

			min	typ	max	unit
Reverse Voltage	$V_R$	$I_R = 1\text{mA}$	1600			V
Forward Voltage	$V_F$	$I_F = 8\text{A}$			1.8	V
Reverse Current	$I_R$	$V_R = 1000\text{V}$			200	$\mu\text{A}$
Reverse Recovery Time	$t_{rr}$	$I_F = 100\text{mA}, I_R = 100\text{mA}$			1.5	$\mu\text{s}$
Forward Recovery Time	$t_{fr}$	$I_F = 100\text{mA}$		0.1	0.2	$\mu\text{s}$
Junction Capacitance	$C_j$	$V_R = 10\text{V}, f = 100\text{kHz}$		90		pF
Thermal Resistance	$R_{th(j-c)}$	Junction - Case			2.0	$^\circ\text{C}/\text{W}$

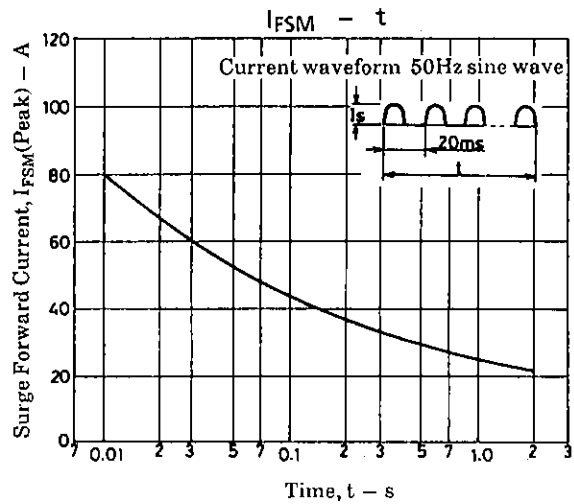
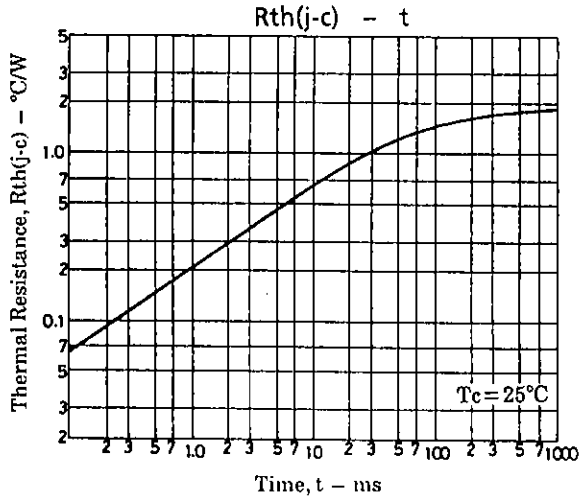
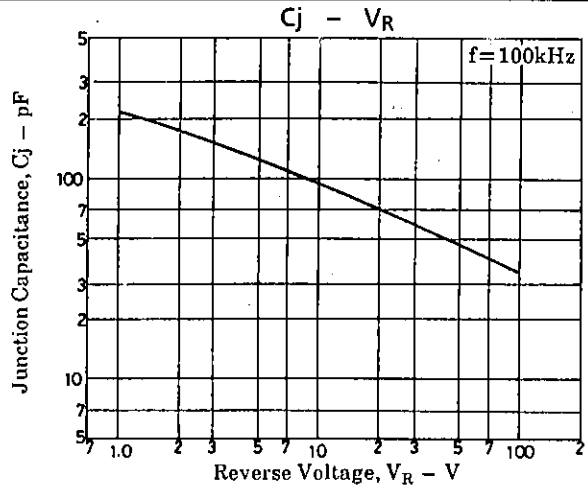
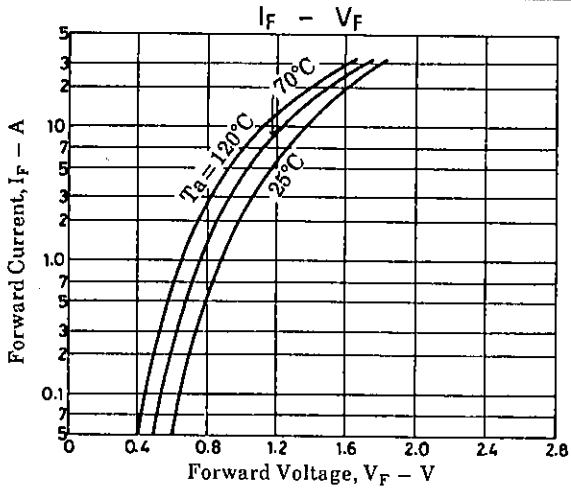
**Package Dimensions 1252A**  
(unit: mm)



SANYO : TO-3PML-SB

**SANYO Electric Co., Ltd. Semiconductor Business Headquarters**

TOKYO OFFICE Tokyo Bldg., 1-10, 1 Chome, Ueno, Taito-ku, TOKYO, 110 JAPAN



- No products described or contained herein are intended for use in surgical implants, life-support systems, aerospace equipment, nuclear power control systems, vehicles, disaster/crime-prevention equipment and the like, the failure of which may directly or indirectly cause injury, death or property loss.
- Anyone purchasing any products described or contained herein for an above-mentioned use shall:
  - ① Accept full responsibility and indemnify and defend SANYO ELECTRIC CO., LTD., its affiliates, subsidiaries and distributors and all their officers and employees, jointly and severally, against any and all claims and litigation and all damages, cost and expenses associated with such use.
  - ② Not impose any responsibility for any fault or negligence which may be cited in any such claim or litigation on SANYO ELECTRIC CO., LTD., its affiliates, subsidiaries and distributors or any of their officers and employees jointly or severally.
- Information (including circuit diagrams and circuit parameters) herein is for example only; it is not guaranteed for volume production. SANYO believes information herein is accurate and reliable, but no guarantees are made or implied regarding its use or any infringements of intellectual property rights or other rights of third parties.

This catalog provides information as of May, 1995. Specifications and information herein are subject to change without notice.