


MODEL SERIES D

Single In-Line Conformal Coated Diode Network



FEATURES

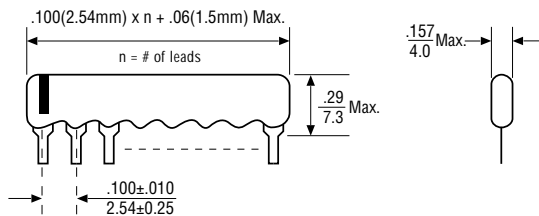
- 4 to 14 pins
- Multiple circuit configurations
- Space saving design

ELECTRICAL

Reverse Voltage, V_R	80V
Reverse Current, I_R	1.0 μ A ($V_R=70V$)
Forward Current, I_F	100mA average 300mA Surge (1 μ s Max.)
Forward Voltage, V_F	1.5V @ $I_F=100mA$
Package Power, P_{PKG}	200mW @ 25°C
Reverse Recovery Time, t_{rr}	4ns ($V_R=6V$, $I_F=5mA$, $R_L=50\Omega$)
Capacitance, C	5.5pF ($V_R=6V$, $f=1MHz$)
Junction Temperature, T_J , Max.	125°C
Storage Temperature	-55°C to +125°C

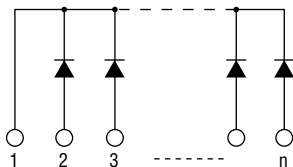
Specifications subject to change without notice.

OUTLINE DIMENSIONS (Inch/mm)

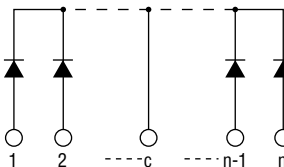


SCHEMATICS (COMMON CATHODE TYPE)

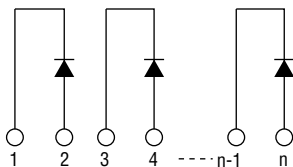
-1 Circuit



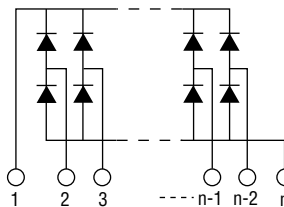
-2 Circuit



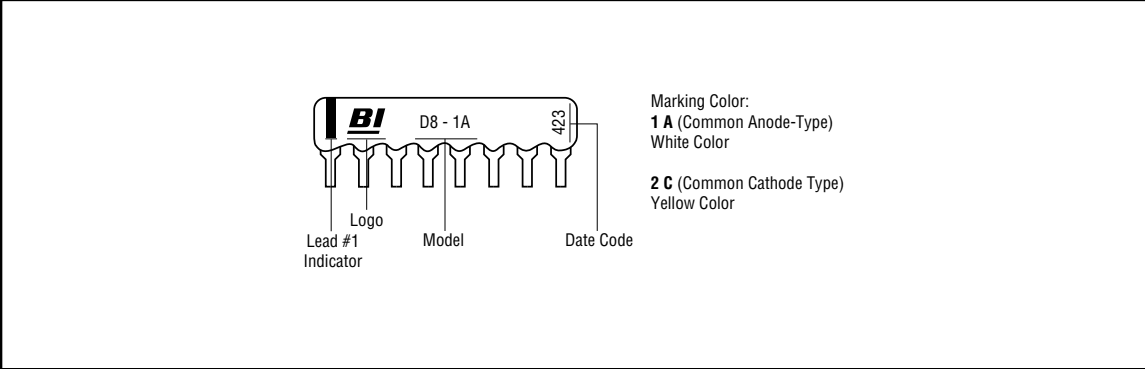
-3 Circuit



-5 Circuit

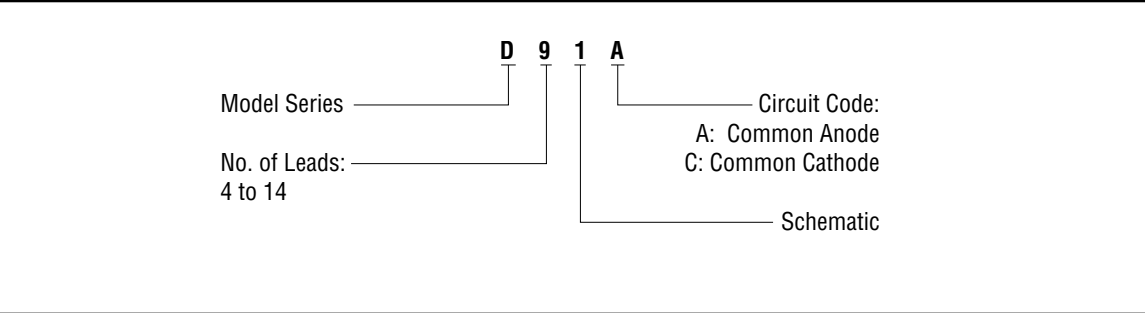


TYPICAL PART MARKING



Marking Color:
1 A (Common Anode-Type)
White Color
2 C (Common Cathode Type)
Yellow Color

ORDERING INFORMATION



4