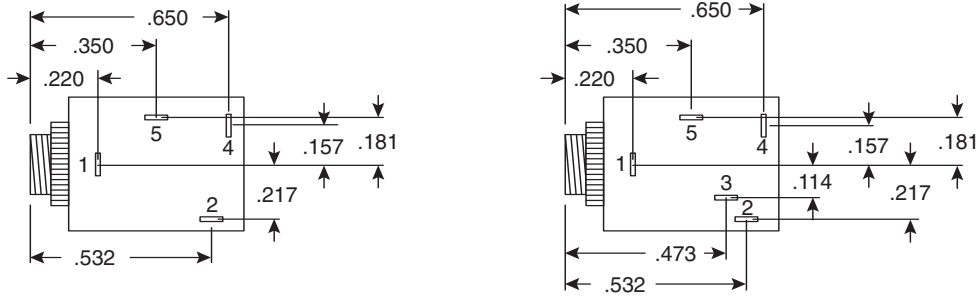
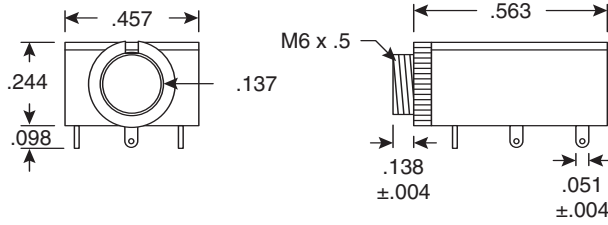
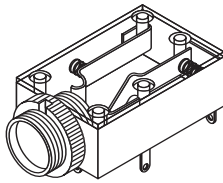


Phone Jacks

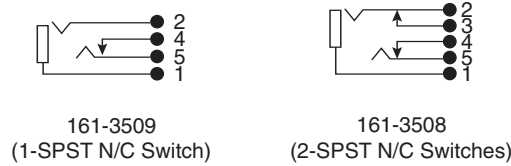
161-3508, 161-3509

KOBICONN

Phone Jacks



PCB Hole Layouts(Bottom View)



Circuit Diagrams

Dimensions: In.

SPECIFICATIONS	
Type:	Stereo, PCB Mount
Insulation Resistance:	>100MΩ
Contact Resistance:	<30mΩ
Insertion/Extraction Force:	.5 ~ 2Kgs/cm/.4 ~ 2
Life:	5,000 Cycles
Bushing:	Nickel Plated Brass
Body:	Black Plastic
Contact:	Silver Plated Phosphor Bronze
Mounting Holes:	.25 inches
Hardware Included:	Knurled Nut

Date Last Revised: 4-15-05

Available from Mouser Electronics
1-800-346-6873
www.mouser.com

KC-300509

161-3508, 161-3509