

**PLEASE CHECK WWW.MOLEX.COM FOR LATEST PART INFORMATION**

**Part Number:** [0520041510](#)  
**Status:** **Active**  
**Description:** 1.50mm (.059") Pitch Wire Trap, Push-Cover Style, Vertical, 15 Circuits

**Documents:**

[3D Model](#)  
[Drawing \(PDF\)](#)

[RoHS Certificate of Compliance \(PDF\)](#)

**General**

Product Family	Ribbon Cable / Wire Trap Connectors
Series	52004
Comments	Push-Cover
Component Type	One Piece
Glow-Wire Compliant	No
Product Name	Board-In, Wire Trap

**Physical**

Circuits (Loaded)	15
Entry Angle	Vertical
Lock to Mating Part	None
Number of Rows	1
PCB Retention	Yes
PCB Thickness Recommended (in)	0.062 In
PCB Thickness Recommended (mm)	1.60 mm
Packaging Type	Tray
Pitch - Mating Interface (in)	0.059 In
Pitch - Mating Interface (mm)	1.50 mm
Polarized to Mating Part	N/A
Polarized to PCB	Yes
Stackable	No
Surface Mount Compatible (SMC)	No
Temperature Range - Operating	-40°C to +105°C
Wire Insulation Diameter	1.50mm (.059") max.
Wire Size AWG	24, 26
Wire/Cable Type	Ribbon Cable

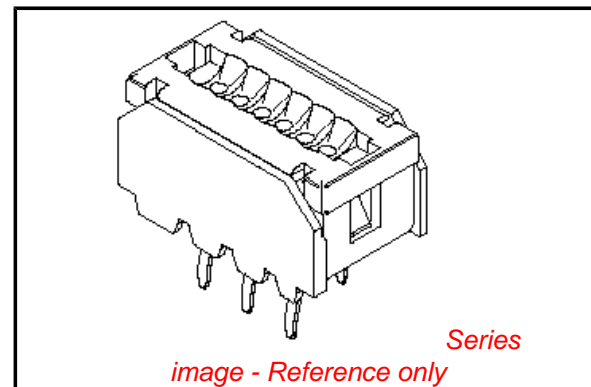
**Electrical**

Current - Maximum per Contact	2.5A
Voltage - Maximum	150V

**Material Info**

**Reference - Drawing Numbers**

Sales Drawing	SD-52004-**10
---------------	---------------



**EU RoHS**

**ELV and RoHS  
Compliant**  
**REACH SVHC  
Contains SVHC: No**  
**Halogen-Free  
Status**

**China RoHS**



**Not Reviewed**

**Need more information on product  
environmental compliance?**

Email [productcompliance@molex.com](mailto:productcompliance@molex.com)  
 For a multiple part number RoHS Certificate of  
 Compliance, [click here](#)

Please visit the [Contact Us](#) section for any  
 non-product compliance questions.

**Search Parts in this Series**

52004Series

**Mates With**

N/A

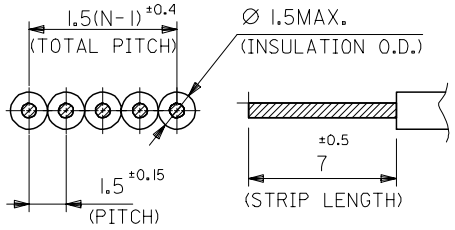
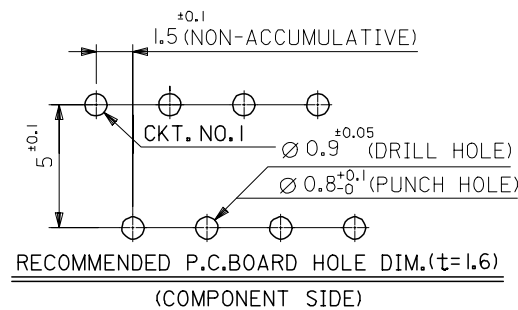
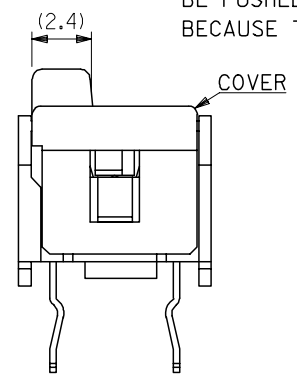
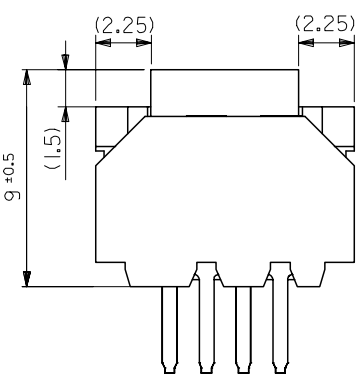
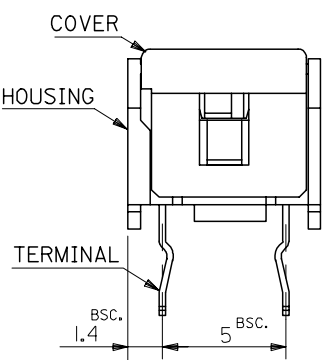
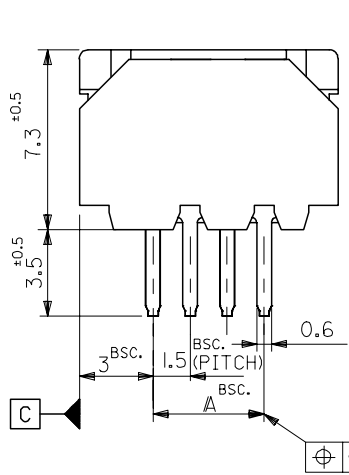
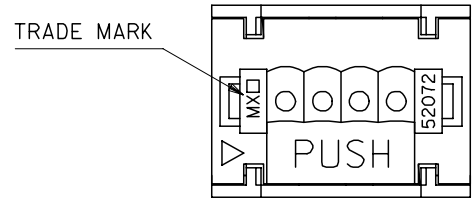
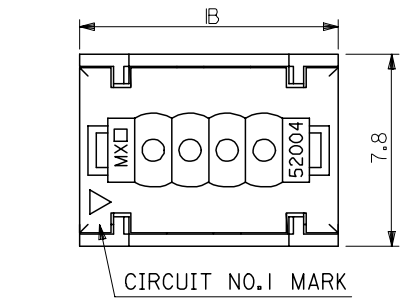
**Use With**

Topcoated ribbon cable

FOR 3~12CKTS.

FOR 13~17CKTS.

(ONLY COVER SHAPE IS DIFFERENT FROM 3~12CKTS.)



RECOMMENDED WIRE DIM.

NOTES: 1. MATERIAL

TERMINAL: PHOS-BRO, TIN-PLATED. (t=0.254)  
 HOUSING: PBT(15%G.F.), UL94V-0  
 G.E. PLASTICS JAPAN LTD.  
 VALOX DR-48 UL FILE NO. E45587  
 COVER: PBT(30%G.F.), UL94V-0  
 G.E. PLASTICS JAPAN LTD.  
 VALOX 420-SEO UL FILE NO. E45587

2. APPLICABLE WIRE

1.5 PITCH RIBBON CABLE  
 (UL2468, AWG#24~#26 TOP-COATED WIRE)

3. THE CABLE STRIPED AS SHOWN IN THE FIG.,

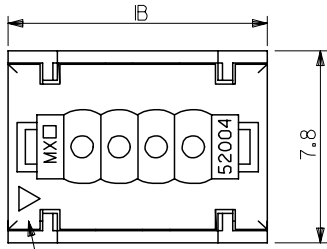
\* (MARKED INSULATION) PART SHOULD NOT BE PUSHED AND SLID DIRECTLY BY THE COVER, BECAUSE THE COVER MAY BE POSSIBLY PUSHED DOWN.

30	24	52004-1710	17
28.5	22.5	-1610	16
27	21	-1510	15
25.5	19.5	-1410	14
24	18	-1310	13
22.5	16.5	-1210	12
21	15	-1110	11
19.5	13.5	-1010	10
18	12	-0910	9
16.5	10.5	-0810	8
15	9	-0710	7
13.5	7.5	-0610	6
12	6	-0510	5
10.5	4.5	-0410	4
9	3	52004-0310	3
IB	A	ENG. NO.	極数

REVISED ECNO: J2004-4815 DRAWN: IDA 2004/08/05 CHK: KHTAKASE 2004/08/05 APPR: JMIYAZAW 2004/08/17	GENERAL TOLERANCES (UNLESS SPECIFIED)		DIMENSION STYLE MM ONLY		SCALE 5:1	DESIGN UNITS METRIC	THIRD ANGLE PROJECTION	
	10 UNDER	±0.2	DRAWN BY SKUNISHI	DATE 86/08/27	TITLE 1.5 WIRE TRAP CONN.			
	10 OVER 30 UNDER	±0.25	CHECKED BY HII	DATE 93/01/18				
	30 OVER	±0.3	APPROVED BY MFUKUSHIMA	DATE 93/01/18	MOLEX INCORPORATED DOCUMENT NO. SD-52004-**10 SHEET NO. 1 OF 2			
	ANGULAR	±3 °	MATERIAL NO.	SIZE A3				
DRAFT WHERE APPLICABLE MUST REMAIN WITHIN DIMENSIONS		SEE CHART		THIS DRAWING CONTAINS INFORMATION THAT IS PROPRIETARY TO MOLEX INCORPORATED AND SHOULD NOT BE USED WITHOUT WRITTEN PERMISSION				

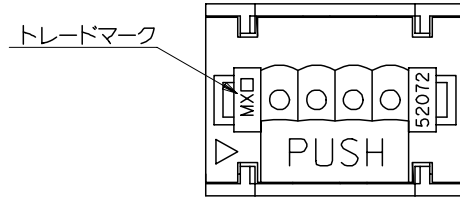
10 9 8 7 6 5 4 3 2 1

3極から12極の形状



13極から17極の形状

(カバーの形状のみ異なる)



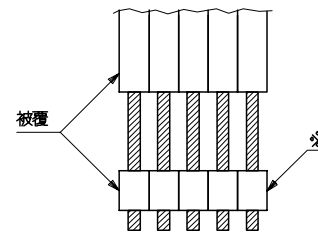
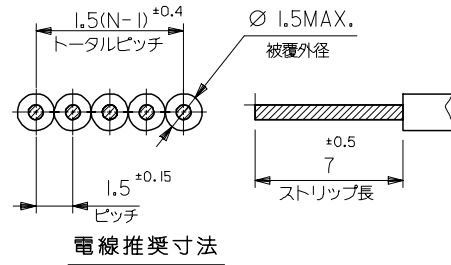
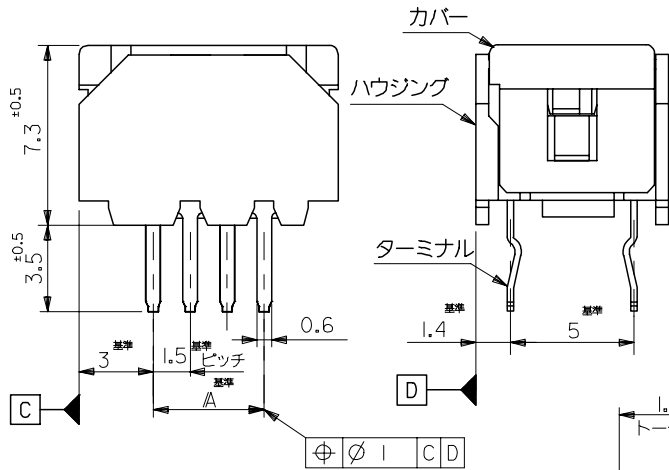
(注記) 1. 材質

ターミナル: 磷青銅材, 錫メッキ (t=0.254)  
 ハウジング: PBT(15%G.F.),UL94V-0  
 G.E. PLASTICS JAPAN LTD.  
 VALOX DR-48 UL FILE NO. E45587  
 カバー: PBT(30%G.F.),UL94V-0  
 G.E. PLASTICS JAPAN LTD.  
 VALOX 420-SEO UL FILE NO. E45587

2. 適用電線

1. 5mmピッチリボンケーブル。  
 (UL2468、AWG#24~#26錫コート線)

3. 下図の様な端末処理ケーブルにて、\*部を直接カバーに押し付けスライドさせる使用法はカバーが押し下げられる可能性があるため不可。



30	24	52004-1710	17
28.5	22.5	-1610	16
27	21	-1510	15
25.5	19.5	-1410	14
24	18	-1310	13
22.5	16.5	-1210	12
21	15	-1110	11
19.5	13.5	-1010	10
18	12	-0910	9
16.5	10.5	-0810	8
15	9	-0710	7
13.5	7.5	-0610	6
10.5	4.5	-0410	4
9	3	-0310	3
IB	A	52004-0310	極数

REVISED ECNNO: J2004-4815 DRAWN: IDA 2004/08/05 CHK: KHTAKASE 2004/08/05 APPR: JMIYAZAW 2004/08/17	GENERAL TOLERANCES (UNLESS SPECIFIED)		DIMENSION STYLE MM ONLY		SCALE 5:1	DESIGN UNITS METRIC	THIRD ANGLE PROJECTION	
	10 UNDER ±0.2	10 OVER 30 UNDER ±0.25	30 OVER ±0.3	ANGULAR ±3 °	DRAWN BY SKUNISHI 86/08/27	DATE 93/01/18	CHECKED BY HII	DATE 93/01/18
	DRAFT WHERE APPLICABLE MUST REMAIN WITHIN DIMENSIONS		SEE CHART		APPROVED BY MFUKUSHIMA 93/01/18		TITLE 1.5 WIRE TRAP CONN. (JAPAN)	
	MATERIAL NO.		DOCUMENT NO. SD-52004-**10		SHEET NO. 2 OF 2		MOLEX INCORPORATED	