

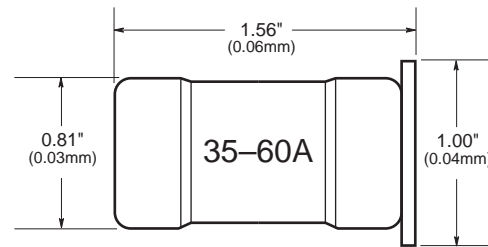
Low-Peak® Yellow Time Lag Fuses

Class T – 600 Volts, 35-60 Amps

LPT



Dimensional Data



CATALOG SYMBOL: LPT
 35 TO 60 AMPERES
 600 VOLTS AC (OR LESS)*
 CURRENT LIMITING
 INTERRUPTING RATING - 200,000A RMS SYM.
 U.L. LISTED CLASS T
 (GUIDE # JDDZ, FILE # E4273)
 CSA HRCI-T
 (CLASS 1422-02, FILE # 53787)

* Self certified for 300V DC, 10kA interrupting rating.

Catalog Symbols and Ampere Ratings

LPT-35
LPT-40
LPT-45
LPT-50
LPT-60

Carton Quantity and Weight-LPT Time Lag (600V AC)

Ampere Ratings	Carton Qty	Weight**	
		Lbs.	Kg.
35-60	10	0.82	0.371

**Weight per carton.

LPT Low-Peak® Yellow Time Lag Fuse

- A superior all-purpose space saving branch circuit fuse that meets most protection requirements up to 60 amps.
- Very compact, physical size is only .81" x 1.56" (20.6mm x 39.7mm) with 1.0" Class T rejection feature.
- Time lag to avoid unwanted fuse openings from surge currents when sized appropriately per NEC®.
- For protection of motor circuits up to 15 horsepower at 460V, or 20 horsepower at 575V.
- Fast response under short-circuit conditions for a high degree of current limitation.
- Maximum interrupting rating of 200,000 amperes for use in today's large capacity systems.

Standard T Fuseblocks (600V)

Catalog Data (reference BIF Document: 1116)

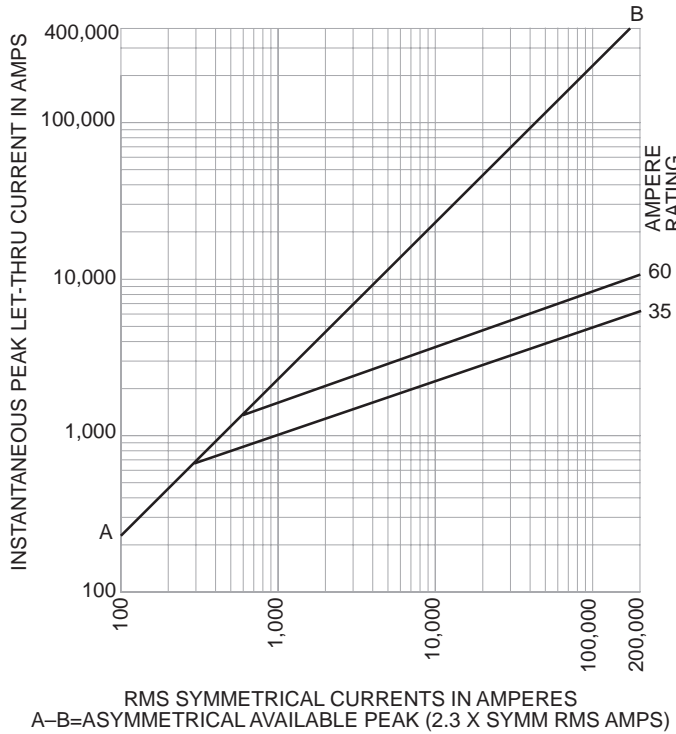
Amps	Poles	Screw No.	Box Lug
35	1	T60060-1SR	T60060-1CR
to	2	T60060-2SR	T60060-2CR
60	3	T60060-3SR	T60060-3CR

Low-Peak® Yellow Time Lag Fuses

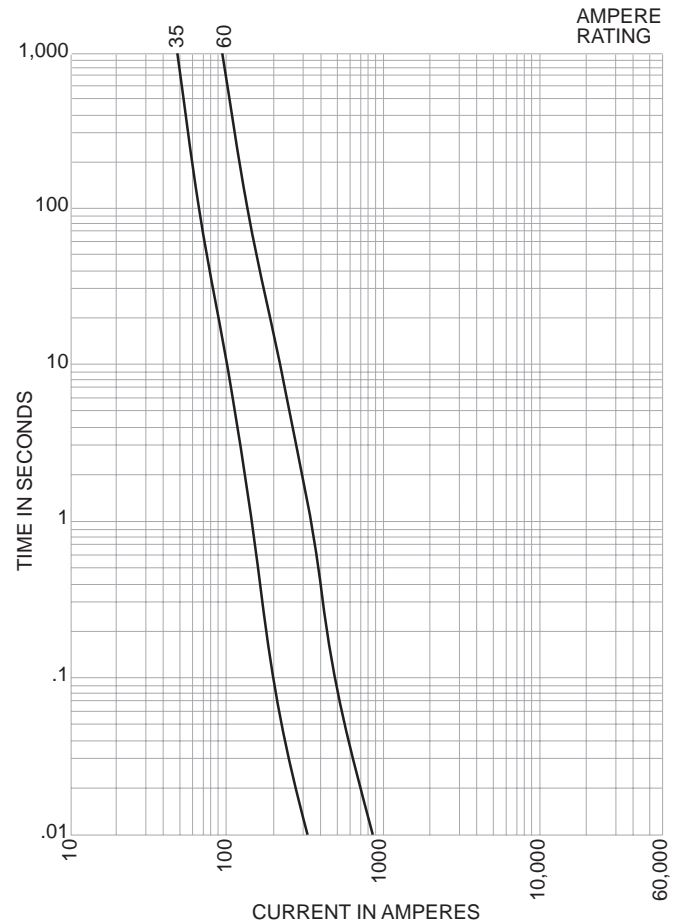
Class T – 600 Volts, 35-60 Amps

LPT

Current Limitation Curves



Time-Current Characteristic Curves—Average Melt



Motor Application

Per NEC 430-52: LPT fuses may be sized at a maximum of 300% of motor F.L.A. (or next standard fuse size, if 300% does not correspond to a standard fuse size). For longer acceleration times, fuse sizing can be increased but shall not exceed 400%.

The only controlled copy of this BIF document is the electronic read-only version located on the Bussmann Network Drive. All other copies of this BIF document are by definition uncontrolled. This bulletin is intended to clearly present comprehensive product data and provide technical information that will help the end user with design applications. Bussmann reserves the right, without notice, to change design or construction of any products and to discontinue or limit distribution of any products. Bussmann also reserves the right to change or update, without notice, any technical information contained in this bulletin. Once a product has been selected, it should be tested by the user in all possible applications.