

Cover for Holder OGD, OGD-SMD



4W/10A

**Description**

- Fits to type: [OGD](#); [OGD-SMD](#)

Standards

- IEC 60127-6
- UL 512
- CSA C22.2 no. 39

Approvals

- VDE License Number: 4008993
- UL File Number: E39328

References

[General Product Information](#)

Weblinks

[Approvals](#), [RoHS](#), [CHINA-RoHS](#), [e-Store](#), [Distributor-Stock-Check](#), [Accessories](#), [Product Change Notification \(PCN\)](#)

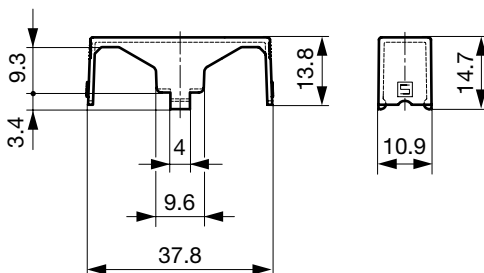
Technical Data

Fuse-Link	6.3 x 32mm
Rated Power Acceptance IEC	4W / 10A @ Ta 23°C
Admissible Ambient Air Temp.	-40°C to 85°C
Storage Conditions	0°C to 60°C, max. 70% r.h.

Soldering Methods	Reflow, Wave
Solderability	245°C / 3 sec acc. to IEC 60068-2-20, Test Td
Resistance to Soldering Heat	260°C / 10sec acc. to IEC 60068-2-20, Test Td

Abmessungen

37.8 mm

**Variants**

Description	Order Number
Reflow-Cover	0853.0917

Packaging Unit

Bulk (100 pcs.)

Fuseholder Blocks & Clips

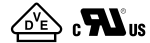
Cover OGD, OGD-SMD

www.schurter.com/pg02b

Cover for Holder OGD, OGD-SMD



4W/10A



Description

- Fits to type: OGD; OGD-SMD

Standards

- IEC 60127-6
- UL 512
- CSA C22.2 no. 39

Approvals

- VDE License Number: 4008993
- UL File Number: E39328

References

[General Product Information](#)

Weblinks

[Approvals](#), [RoHS](#), [CHINA-RoHS](#), [e-Store](#), [SCHURTER-Stock-Check](#), [Distributor-Stock-Check](#)

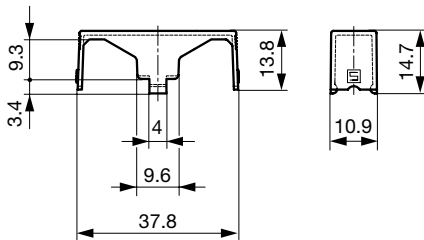
Technical Data

Fuse-Link	6.3 x 32 mm
Rated Power Acceptance IEC	4W / 10A @ Ta 23°C
Admissible Ambient Air Temp.	-40°C to 85°C
Storage Conditions	0°C to 60°C, max. 70% r.h.

Soldering Methods	Reflow, Wave
Solderability	245°C / 3sec acc. to IEC 60068-2-20, Test Td
Resistance to Soldering Heat	260°C / 10sec acc. to IEC 60068-2-20, Test Td

Dimensions

Length |-----| 37.8 mm



Variants

[Distributor-Stock-Check](#) | [SCHURTER-Stock-Check](#) | [e-Store](#)

Description	Order Number
Reflow-Cover	0853.0917

Packaging Unit

Bulk (100 pcs.)

The specifications, descriptions and illustrations indicated in this document are based on current information. All content is subject to modifications and amendments.

The specifications, descriptions and illustrations indicated in this document are based on current information. All content is subject to modifications and amendments.