

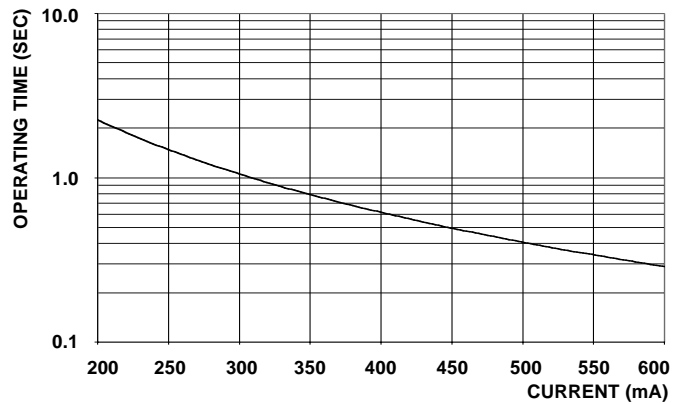
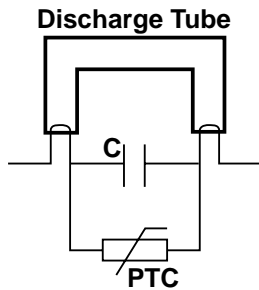


PTC Thermistors

APPLICATION - STARTING IN ELECTRONIC FLUORESCENT BALLASTS

STANDARD ELECTRICAL SPECIFICATIONS @ 25°C		
PARAMETER	UNIT	
Resistance	Ω	200 \pm 25%
Maximum Voltage	V _{rms}	355
Maximum Continuous Voltage	V _{rms}	265
Withstand Voltage	V _{rms}	710
Switching Temperature	°C	80

GENERAL APPLICATION DIAGRAM

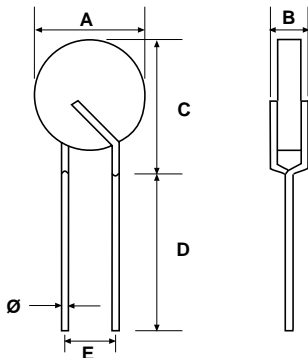


Lamp Ignition Time can be optimized to increase life of Discharge Tube

OPERATING TIME TO 50% CURRENT

MECHANICAL SPECIFICATIONS	
PARAMETER	
Wire	Copper Clad Steel
Coating	None
Packaging	Bulk Pack

DIMENSIONS in millimeters



Diameter	A	7.0 max.
Thickness	B	4.5 max.
Height	C	11.5 max.
Lead Length	D	
307C1375BHLAB		34 min.
307C1375BHMA B		4.75 \pm 0.6
Lead Spacing	E	5.0 \pm 0.8
Lead Diameter	\varnothing	0.51