


WIREWOUND COMMON MODE FILTER

DESCRIPTION

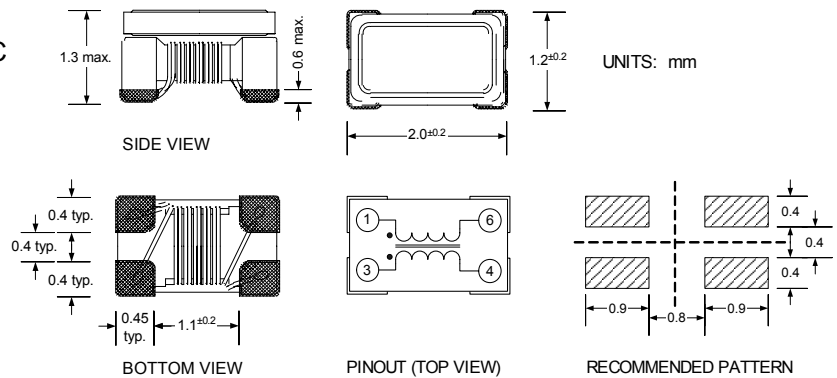
The TOKO NT2012 is a wirewound miniature common mode filter specifically designed to eliminate common mode noise in USB 2.0, IEEE1394, LVDS, DVI, and HDMI applications. A dual winding configuration in a tight form factor provides exceptional EMI reduction in space-constrained environments.



FEATURES

- Miniature footprint: 2.0 x 1.2mm
- Low profile: 1.3mm max.
- Operating temperature: -30°C to +85°C
- Packaged on 2000 piece reels
- Reflow solderable

DIMENSIONS



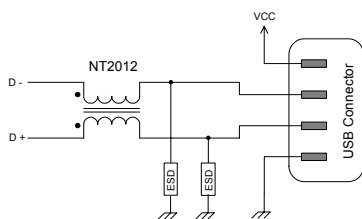
ELECTRICAL SPECIFICATIONS

TOKO Part No.	Common Mode Impedance (Ω) typ.		Common Mode Attenuation (dB)			IDC (A) max.	DCR (Ω) max.
	10MHz	100MHz	10MHz	100MHz	500MHz		
985DH-1022=P2	7	67	1.0 max.	5.0 max.	5.0 min.	0.42	0.16
985BH-1007=P2	10	90	1.0 max.	1.5 min.	8.0 min.	0.33	0.26
985DH-1023=P2	14	120	1.0 max.	2.0 min.	7.0 min.	0.37	0.21
985AH-1001=P2	18	165	1.2 max.	4.0 min.	11.0 min.	0.33	0.26
985DH-1024=P2	18	180	1.2 max.	3.0 min.	10.0 min.	0.33	0.26
985DH-1025=P2	28	260	1.5 max.	6.0 min.	14.0 min.	0.31	0.31
985DH-1026=P2	38	370	2.0 max.	6.5 min.	15.0 min.	0.28	0.36

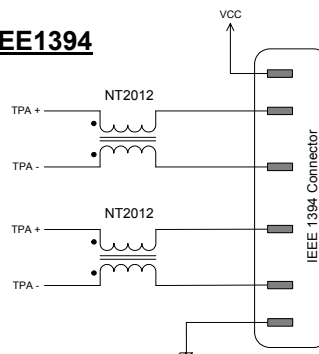
Note: "=P2" is added to each part number to indicate tape and reel packaging.

APPLICATION EXAMPLES

USB 2.0

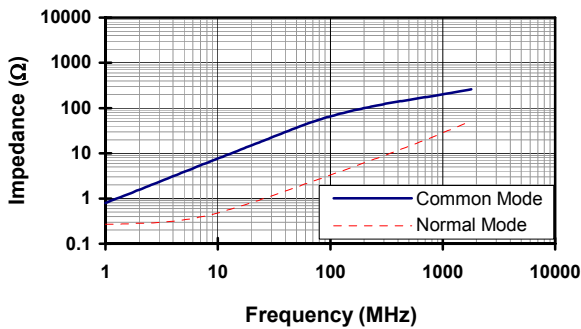


IEEE1394

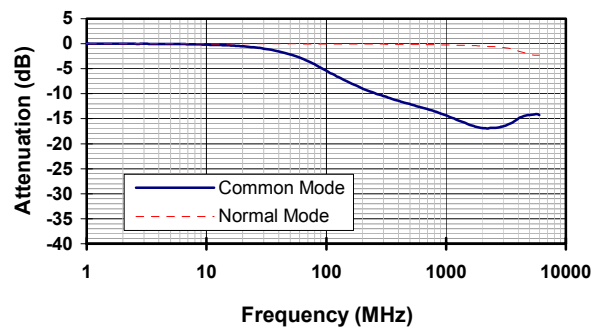


TYPICAL CHARACTERISTICS

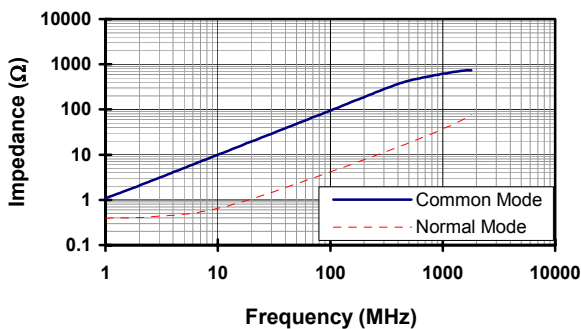
Impedance Response of 985DH-1022



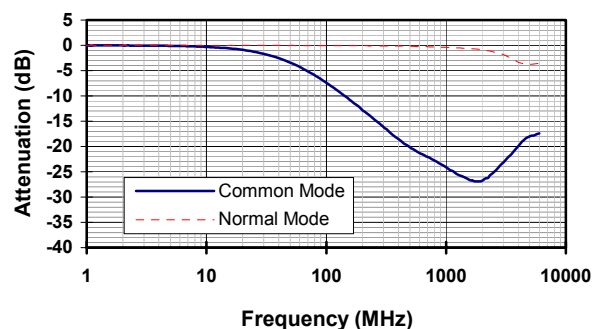
Attenuation Characteristics of 985DH-1022



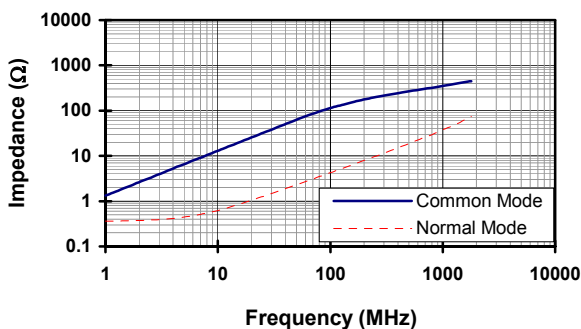
Impedance Response of 985BH-1007



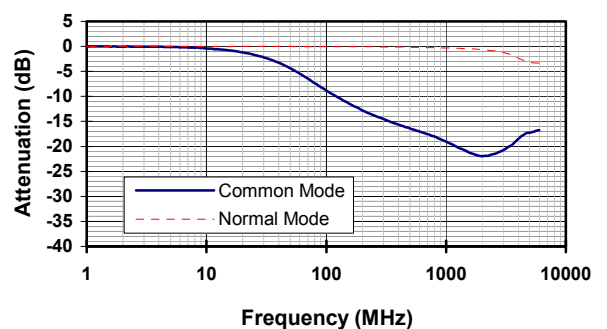
Attenuation Characteristics of 985BH-1007



Impedance Response of 985DH-1023

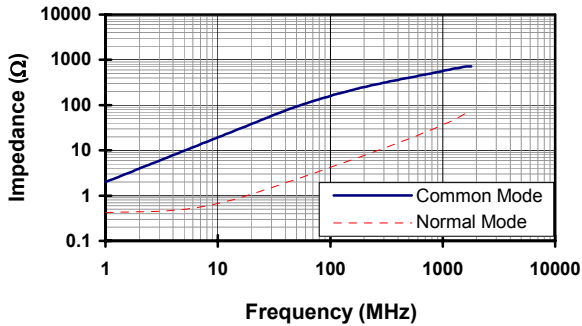


Attenuation Characteristics of 985DH-1023

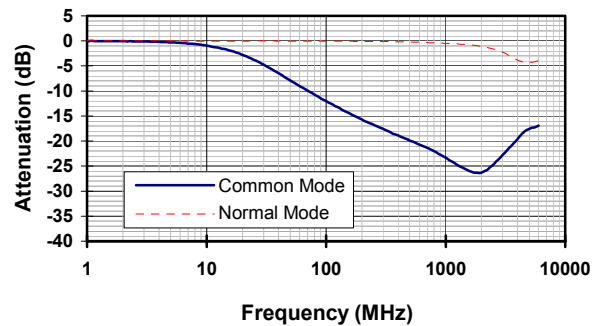


WIREWOUND COMMON MODE FILTER

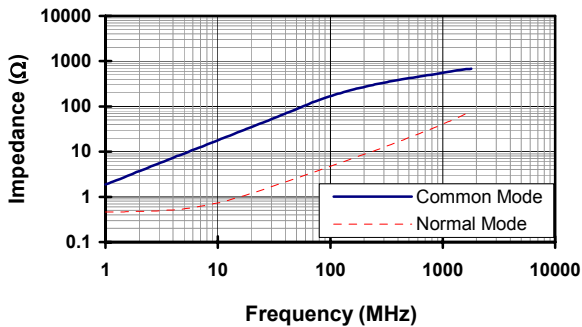
Impedance Response of 985AH-1001



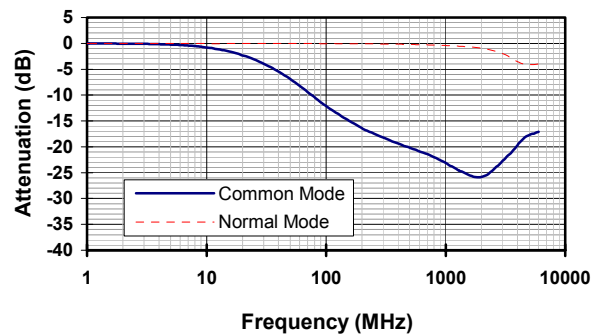
Attenuation Characteristics of 985AH-1001



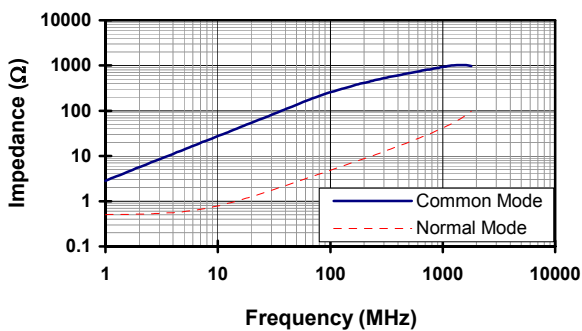
Impedance Response of 985DH-1024



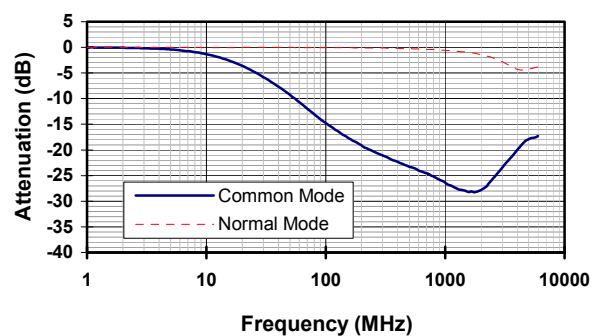
Attenuation Characteristics of 985DH-1024



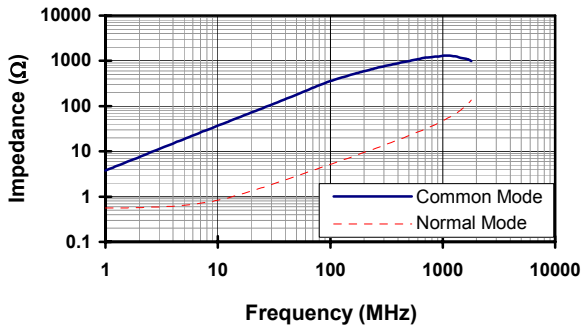
Impedance Response of 985DH-1025



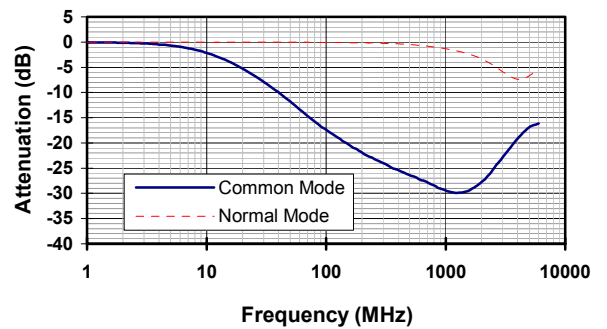
Attenuation Characteristics of 985DH-1025



Impedance Response of 985DH-1026



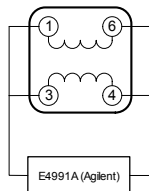
Attenuation Characteristics of 985DH-1026



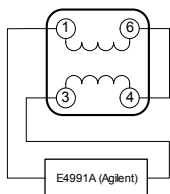
TEST CONDITIONS

Impedance vs. Frequency

TEST CIRCUIT (COMMON MODE)

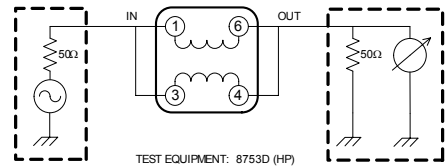


TEST CIRCUIT (NORMAL MODE)

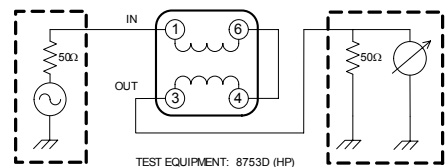


Attenuation vs. Frequency

TEST CIRCUIT (COMMON MODE)



TEST CIRCUIT (NORMAL MODE)



The information furnished by TOKO, Inc., is believed to be accurate and reliable. However, TOKO reserves the right to make changes or improvements in the design, specification, or manufacture of its products without further notice. TOKO does not assume any liability arising from the application or use of any product or circuit described herein, nor for infringements of patents or other rights of third parties which may result from the use of its products. No license is granted by implication or otherwise under any patent or patent rights of TOKO, Inc.