



**LK32A
THRU
LK34A**

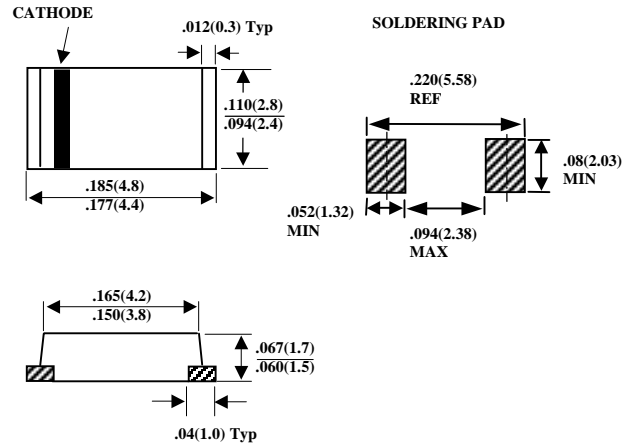
3A SURFACE MOUNT SCHOTTKY BARRIER RECTIFIERS

FEATURES

- FOR SURFACE MOUNTED APPLICATIONS
- LOW PROFILE PACKAGE
- BUILT-IN STRAIN RELIEF
- EASY PICK AND PLACE
- PLASTIC MATERIAL USED CARRIES UNDERWRITERS LABORATORY CLASSIFICATION 94 V-0
- EXTREMELY LOW VF
- MAJORITY CARRIER CONDUCTION
- HIGH TEMPERATURE SOLDERING : 250°C/10 SECONDS AT TERMINALS

MECHANICAL DATA

- CASE : TSMA
- TERMINALS : SOLDER PLATED
- POLARITY : INDICATED BY CATHODE BAND
- WEIGHT : 0.10 GRAMS



CASE-TSMA

DIMENSIONS IN INCHES AND (MILLIMETERS)

MAXIMUM RATINGS AND ELECTRICAL CHARACTERISTICS

RATINGS AT 25°C AMBIENT TEMPERATURE UNLESS OTHERWISE SPECIFIED
SINGLE PHASE, HALF WAVE, 60 HZ, RESISTIVE OR INDUCTIVE LOAD.
FOR CAPACITIVE LOAD, DERATE CURRENT BY 20%

RATINGS	SYMBOL	LK32A	LK34A	UNITS
MAXIMUM RECURRENT PEAK REVERSE VOLTAGE	V_{RRM}	20	40	V
MAXIMUM RMS VOLTAGE	V_{RMS}	14	28	V
MAXIMUM DC BLOCKING VOLTAGE	V_{DC}	20	40	V
MAXIMUM AVERAGE FORWARD RECTIFIED CURRENT SEE FIG.1	I_O	3.0		A
MAXIMUM OVERLOAD SURGE 8.3ms SINGLE HALF SINE-WAVE	I_{FSM}	80		A
STORAGE TEMPERATURE RANGE	T_{STG}	-55 TO + 150		°C
OPERATING TEMPERATURE RANGE	T_{OP}	-55 TO + 125		°C

ELECTRICAL CHARACTERISTICS (AT $T_A = 25^\circ\text{C}$ UNLESS OTHERWISE NOTED)

CHARACTERISTICS	SYMBOL	LK32A	LK34A	UNITS
MAXIMUM FORWARD VOLTAGE AT 3.0A AC AND 25°C	V_F	0.38	0.40	V
MAXIMUM REVERSE CURRENT AT 25°C	I_R	0.5		mA

RATINGS AND CHARACTERISTIC CURVE LK32A THRU LK34A

FIG. 1 - FORWARD CURRENT DERATING CURVE

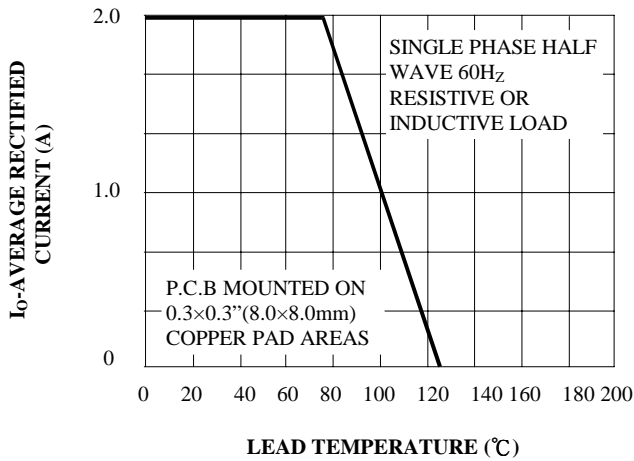


FIG. 2 - TYPICAL INSTANTANEOUS FORWARD CHARACTERISTICS

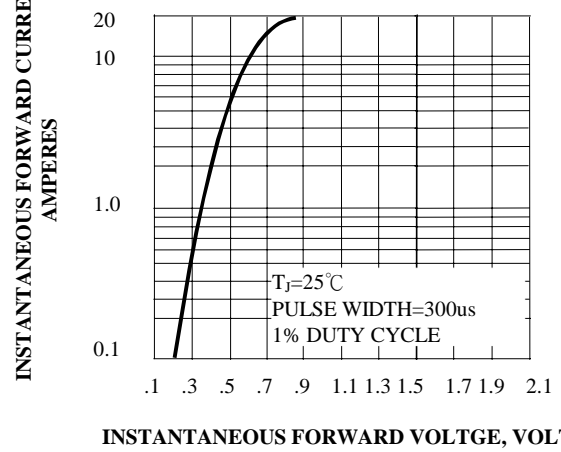


FIG. 3 - TYPICAL REVERSE CHARACTERISTICS

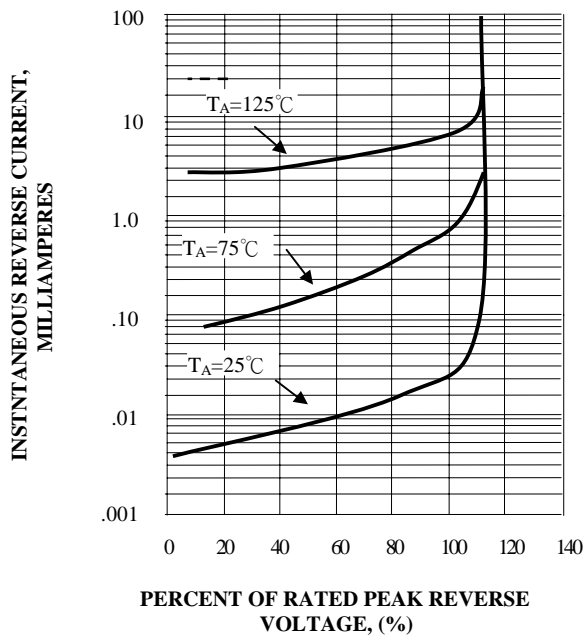


FIG. 5 - MAXIMUM NON-REPETITIVE SURGE CURRENT

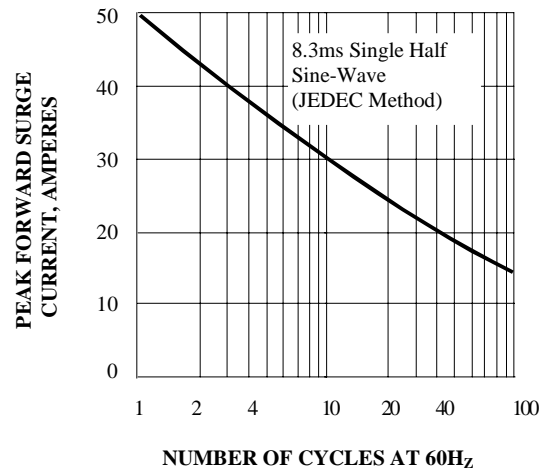


FIG. 4 - TYPICAL JUNCTION CAPACITANCE

