



## 32-Lane 8-Port PCI Express® Switch

## 89PES32T8 Product Brief

### Device Overview

The 89HPES32T8 is a member of the IDT PRECISE™ family of PCI Express® switching solutions. The PES32T8 is a 32-lane, 8-port peripheral chip that performs PCI Express Packet switching with a feature set optimized for high performance applications such as servers, storage, and communications/networking. It provides connectivity and switching functions between a PCI Express upstream port and up to seven downstream ports and supports switching between downstream ports.

### Features

- ◆ **High Performance PCI Express Switch**
  - Thirty-two 2.5 Gbps PCI Express lanes
  - Eight switch ports
  - Upstream port configurable up to x8
  - Downstream ports configurable up to x8
  - Low-latency cut-through switch architecture
  - Support for Max Payload Size up to 2048 bytes
  - One virtual channel
  - Eight traffic classes
  - PCI Express Base Specification Revision 1.1 compliant
- ◆ **Flexible Architecture with Numerous Configuration Options**
  - Automatic per port link width negotiation to x8, x4, x2 or x1
  - Automatic lane reversal on all ports
  - Automatic polarity inversion on all lanes
  - Ability to load device configuration from serial EEPROM

### ◆ Legacy Support

- PCI compatible INTx emulation
- Bus locking

### ◆ Highly Integrated Solution

- Requires no external components
- Incorporates on-chip internal memory for packet buffering and queuing
- Integrates thirty-two 2.5 Gbps embedded SerDes with 8B/10B encoder/decoder (no separate transceivers needed)

### ◆ Reliability, Availability, and Serviceability (RAS) Features

- Supports ECRC and Advanced Error Reporting
- Internal end-to-end parity protection on all TLPs ensures data integrity even in systems that do not implement end-to-end CRC (ECRC)
- Supports PCI Express Native Hot-Plug, Hot-Swap capable I/O
- Compatible with Hot-Plug I/O expanders used on PC and server motherboards

### ◆ Power Management

- Utilizes advanced low-power design techniques to achieve low typical power consumption
- Supports PCI Power Management Interface specification (PCI-PM 1.1)
  - Supports device power management states: D0, D3<sub>hot</sub> and D3<sub>cold</sub>
- Unused SerDes are disabled

### Block Diagram

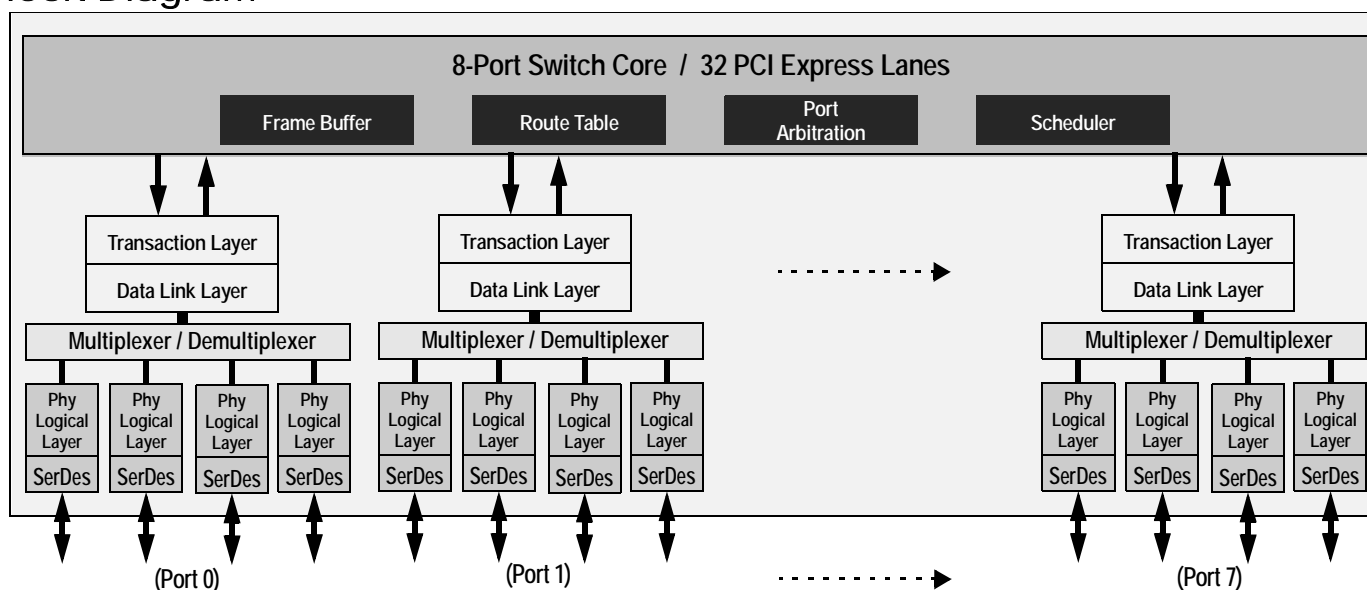


Figure 1 Internal Block Diagram

- ◆ **Testability and Debug Features**
  - Ability to read and write any internal register via the SMBus
- ◆ **Sixteen General Purpose Input/Output Pins**
  - Each pin may be individually configured as an input or output
  - Each pin may be individually configured as an interrupt input
  - Some pins have selectable alternate functions
- ◆ **Packaged in a 31mm x 31mm 500-ball BGA with 1mm ball spacing**

## Product Description

Utilizing standard PCI Express interconnect, the PES32T8 provides the most efficient fan-out solution for applications requiring high throughput, low latency, and simple board layout with a minimum number of board layers. It provides 16 GBps (128 Gbps) of aggregated, full-duplex switching capacity through 32 integrated serial lanes, using proven and robust IDT technology. Each lane provides 2.5 Gbps of bandwidth in both directions and is fully compliant with PCI Express Base specification 1.1.

The PES32T8 is based on a flexible and efficient layered architecture. The PCI Express layers consist of SerDes, Physical, Data Link and Transaction layers. The PES32T8 can operate either as a store and forward or cut-through switch and is designed to switch memory and I/O transactions. It supports eight Traffic Classes (TCs) and one Virtual Channel (VC) with sophisticated resource management to enable efficient switching and I/O connectivity.

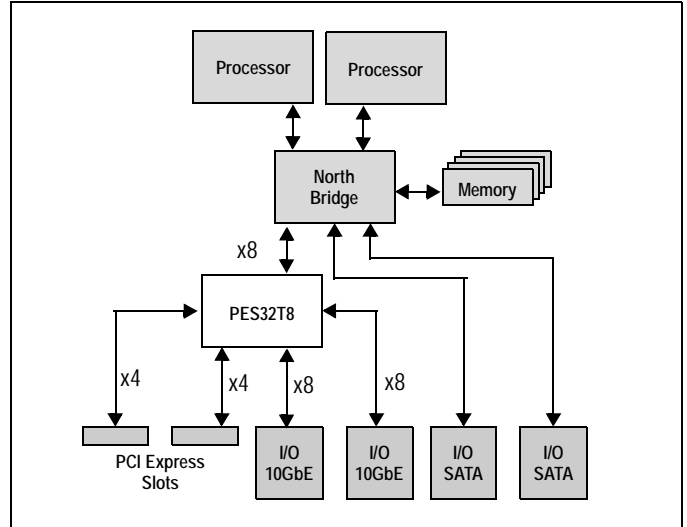


Figure 2 I/O Expansion Application

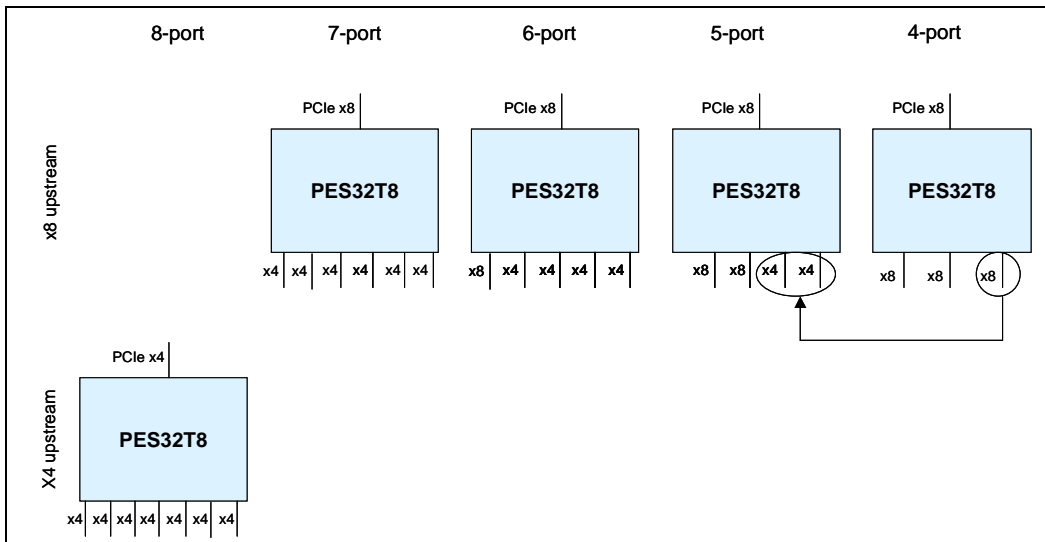


Figure 3 Configuration Options



**CORPORATE HEADQUARTERS**  
 6024 Silver Creek Valley Road  
 San Jose, CA 95138

**for SALES:**  
 800-345-7015 or 408-284-8200  
 fax: 408-284-2775  
 www.idt.com

**for Tech Support:**  
 email: ssdhelp@idt.com  
 phone: 408-284-8208