



## PowerMOS transistor

**BUK445-600A**  
**BUK445-600B**

T-39-09

## RATINGS

Limiting values in accordance with the Absolute Maximum System (IEC 134)

SYMBOL	PARAMETER	CONDITIONS	MIN.	MAX.		UNIT
				-600A	-600B	
$V_{DS}$	Drain-source voltage	-	-	600		V
$V_{DGR}$	Drain-gate voltage	$R_{GS} = 20 \text{ k}\Omega$	-	600		V
$\pm V_{GS}$	Gate-source voltage	-	-	30		V
$I_D$	Drain current (DC)	$T_{hs} = 25 \text{ }^\circ\text{C}$	-	2.5	2.2	A
$I_D$	Drain current (DC)	$T_{hs} = 100 \text{ }^\circ\text{C}$	-	1.6	1.4	A
$I_{DM}$	Drain current (pulse peak value)	$T_{hs} = 25 \text{ }^\circ\text{C}$	-	10	8.8	A
$P_{tot}$	Total power dissipation	$T_{hs} = 25 \text{ }^\circ\text{C}$	-	30		W
$T_{stg}$	Storage temperature	-	-55	150		$^\circ\text{C}$
$T_j$	Junction Temperature	-	-	150		$^\circ\text{C}$

## THERMAL RESISTANCES

From junction to heatsink From junction to ambient	with heatsink compound	$R_{th\ j-hs} = 4.1 \text{ K/W}$ $R_{th\ j-a} = 55 \text{ K/W}$
---	------------------------	--

## STATIC CHARACTERISTICS

 $T_{hs} = 25 \text{ }^\circ\text{C}$  unless otherwise specified

SYMBOL	PARAMETER	CONDITIONS	MIN.	TYP.	MAX.	UNIT
$V_{(BR)DSS}$	Drain-source breakdown voltage	$V_{GS} = 0 \text{ V}; I_D = 0.25 \text{ mA}$	600	-	-	V
$V_{GS(TH)}$	Gate threshold voltage	$V_{DS} = V_{GS}; I_D = 1 \text{ mA}$	2.1	3.0	4.0	V
$I_{DSS}$	Zero gate voltage drain current	$V_{DS} = 600 \text{ V}; V_{GS} = 0 \text{ V}; T_j = 25 \text{ }^\circ\text{C}$	-	2	20	$\mu\text{A}$
$I_{DSS}$	Zero gate voltage drain current	$V_{DS} = 600 \text{ V}; V_{GS} = 0 \text{ V}; T_j = 125 \text{ }^\circ\text{C}$	-	0.1	1.0	mA
$I_{GSS}$	Gate source leakage current	$V_{GS} = \pm 30 \text{ V}; V_{DS} = 0 \text{ V}$	-	10	100	nA
$R_{DS(ON)}$	Drain-source on-state resistance	$V_{GS} = 10 \text{ V}; I_D = 2.5 \text{ A}$	-	1.7	2.0	$\Omega$
		<b>BUK445-600A</b>	-	2.1	2.5	$\Omega$
		<b>BUK445-600B</b>	-			

## DYNAMIC CHARACTERISTICS

 $T_{hs} = 25 \text{ }^\circ\text{C}$  unless otherwise specified

SYMBOL	PARAMETER	CONDITIONS	MIN.	TYP.	MAX.	UNIT
$g_{fs}$	Forward transconductance	$V_{DS} = 25 \text{ V}; I_D = 2.5 \text{ A}$	3.5	4.5	-	S
$C_{iss}$	Input capacitance	$V_{GS} = 0 \text{ V}; V_{DS} = 25 \text{ V}; f = 1 \text{ MHz}$	-	750	1000	pF
$C_{oss}$	Output capacitance		-	90	140	pF
$C_{rss}$	Feedback capacitance		-	40	70	pF
$t_{don}$	Turn-on delay time	$V_{DD} = 30 \text{ V}; I_D = 2.6 \text{ A}; V_{GS} = 10 \text{ V}; R_{GS} = 50 \text{ } \Omega;$	-	10	45	ns
$t_r$	Turn-on rise time	$R_{gen} = 50 \text{ } \Omega$	-	45	60	ns
$t_{doff}$	Turn-off delay time		-	100	140	ns
$t_f$	Turn-off fall time		-	40	65	ns
$L_d$	Internal drain inductance	Measured from drain lead 6 mm from package to centre of die	-	4.5	-	nH
$L_s$	Internal source inductance	Measured from source lead 6 mm from package to source bond pad	-	7.5	-	nH

## ISOLATION

 $T_{hs} = 25 \text{ }^\circ\text{C}$  unless otherwise specified

SYMBOL	PARAMETER	CONDITIONS	MIN.	TYP.	MAX.	UNIT
$V_{isol}$	Repetitive peak voltage from all three terminals to external heatsink	R.H. $\leq 65\%$ ; clean and dustfree	-	-	1500	V
$C_{isol}$	Capacitance from T2 to external heatsink	$f = 1 \text{ MHz}$	-	12	-	pF

**PowerMOS transistor**

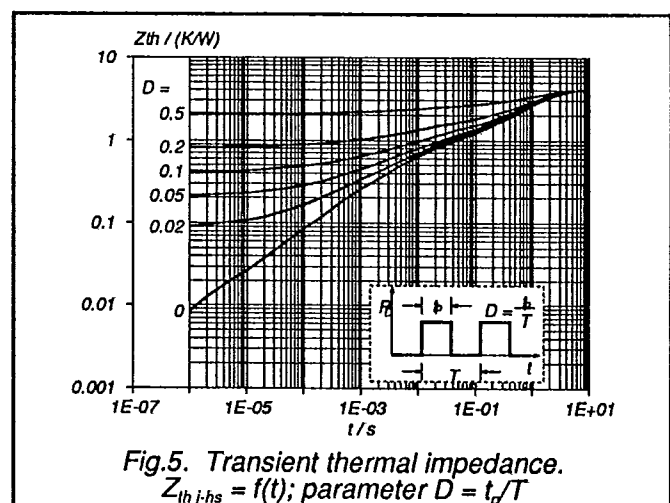
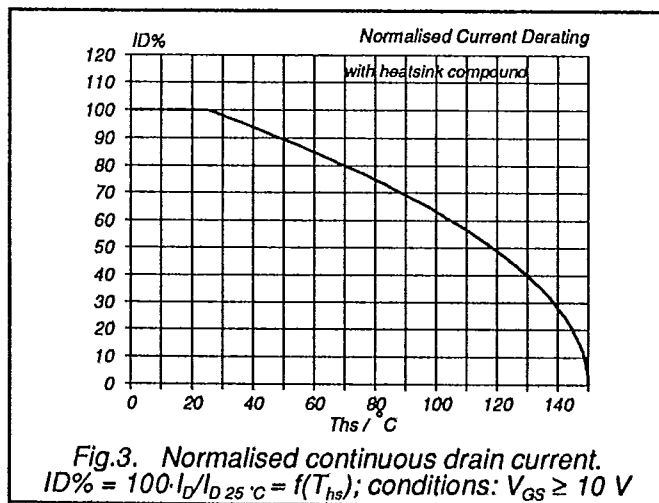
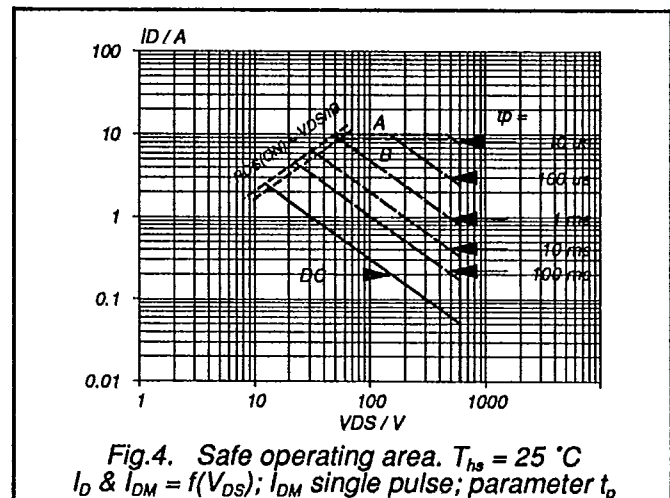
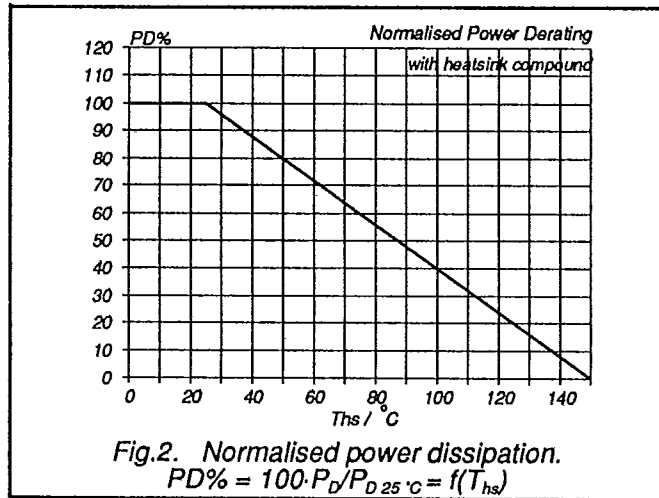
**BUK445-600A  
BUK445-600B**

T-39-09

**REVERSE DIODE RATINGS AND CHARACTERISTICS**

$T_{hs} = 25\text{ }^\circ\text{C}$  unless otherwise specified

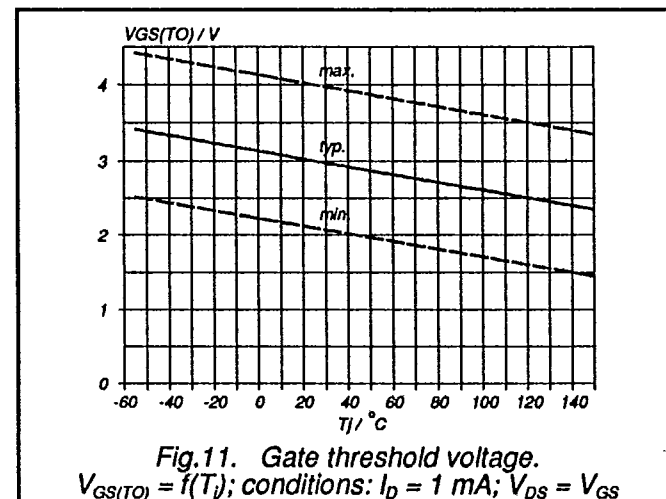
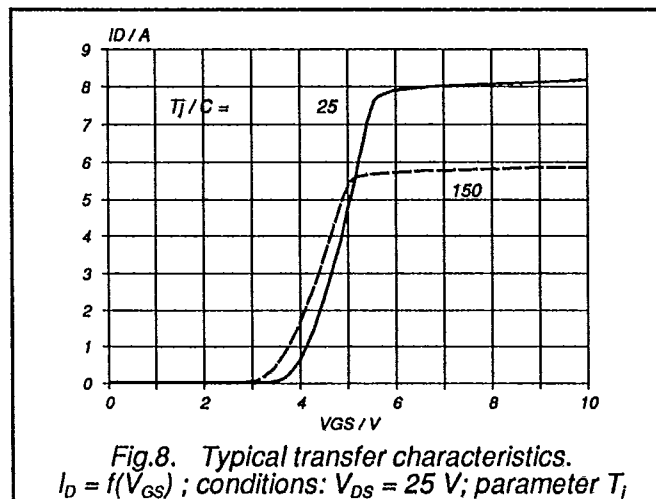
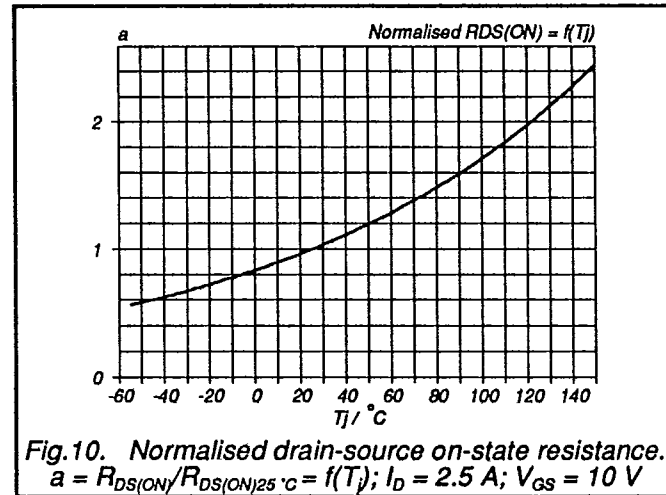
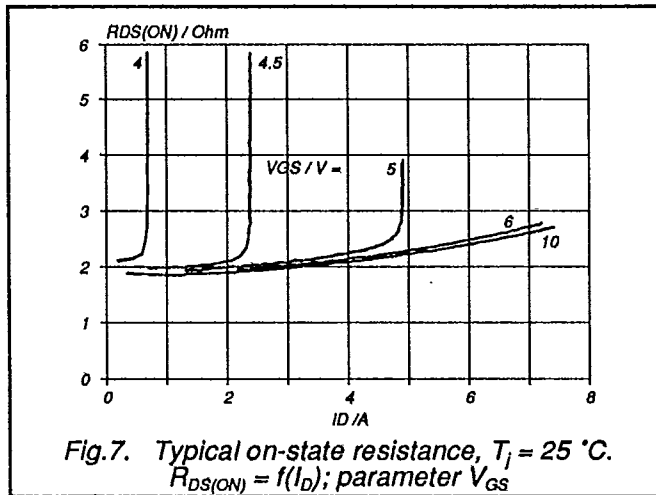
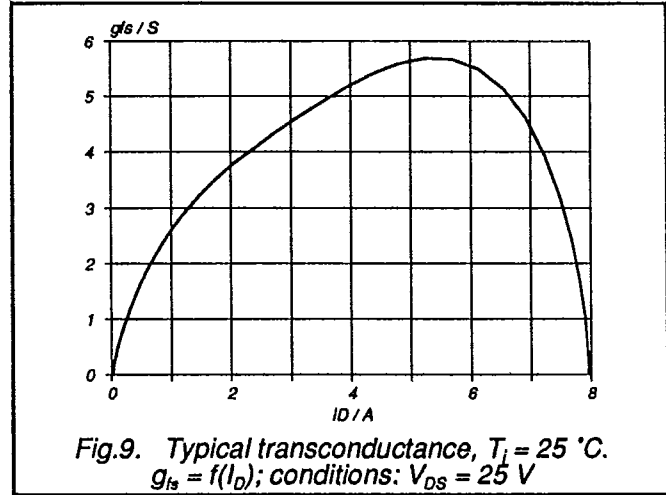
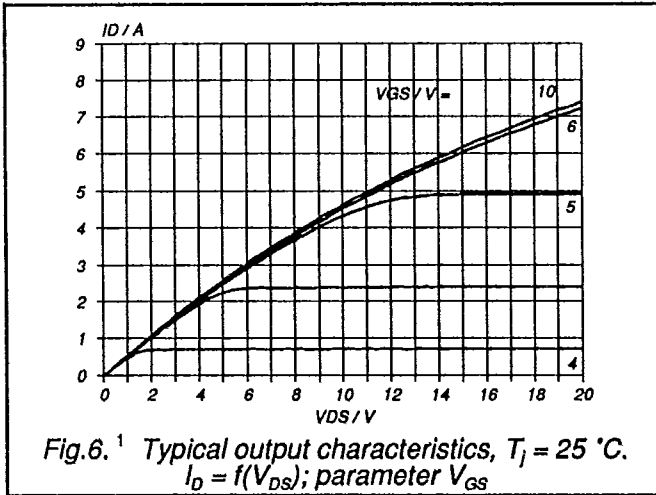
SYMBOL	PARAMETER	CONDITIONS	MIN.	TYP.	MAX.	UNIT
$I_{DR}$	Continuous reverse drain current	-	-	-	2.5	A
$I_{DRM}$	Pulsed reverse drain current	-	-	-	10	A
$V_{SD}$	Diode forward voltage	$I_F = 2.5\text{ A}; V_{GS} = 0\text{ V}$	-	1.1	1.4	V
$t_{rr}$	Reverse recovery time	$I_F = 2.5\text{ A}; -di_F/dt = 100\text{ A}/\mu\text{s}; V_{GS} = 0\text{ V}; V_R = 100\text{ V}$	-	1200	-	ns
$Q_{rr}$	Reverse recovery charge	$I_F = 2.5\text{ A}; -di_F/dt = 100\text{ A}/\mu\text{s}; V_{GS} = 0\text{ V}; V_R = 100\text{ V}$	-	6.0	-	$\mu\text{C}$



PowerMOS transistor

BUK445-600A  
BUK445-600B

T-39-09



PowerMOS transistor

BUK445-600A  
BUK445-600B

T-39-09

