




# Technical Data Sheet

## Full Color Chip LED

### 19-237A/BHR6GHC-A01/2T

#### Features

- Package in 8mm tape on 7" diameter reel.
- Compatible with automatic placement equipment.
- Compatible with infrared and vapor phase reflow solder process.
- Multi-color type.
- Pb-free.
- The product itself will remain within RoHS compliant version.



#### Descriptions

- The 19-237A SMD Taping is much smaller than lead frame type components, thus enable smaller board size, higher packing density, reduced storage space and finally smaller equipment to be obtained.
- Besides, lightweight makes them ideal for miniature applications. etc.

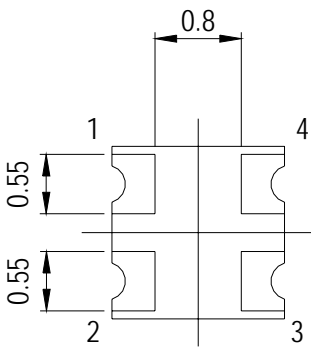
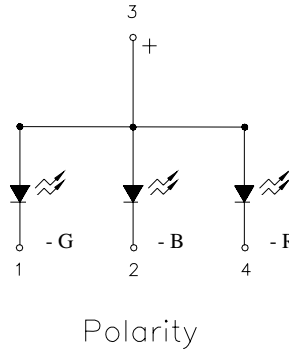
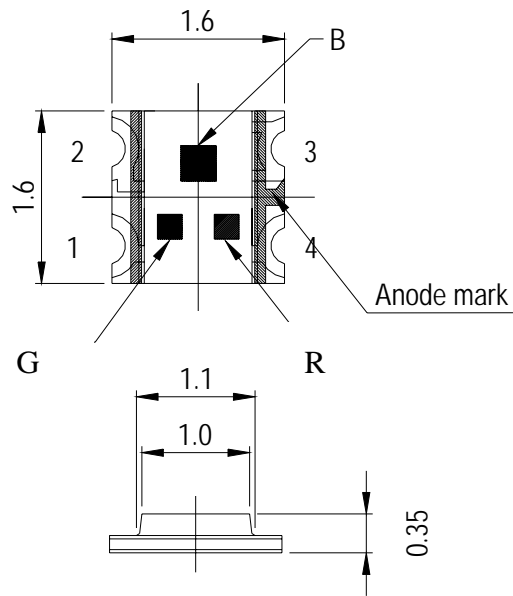
#### Applications

- Automotive: backlighting in dashboard and switch.
- Telecommunication: indicator and backlighting in telephone and fax.
- Flat backlight for LCD, switch and symbol.
- General use.

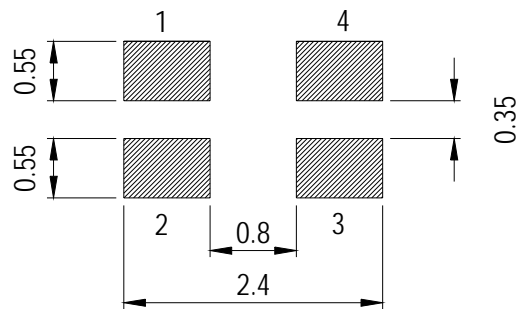
#### Device Selection Guide

Chip			Lens Color
Type	Material	Emitted Color	
BH	InGaN	Blue	Water Clear
R6	AlGaInP	Brilliant Red	
GH	InGaN	Brilliant Green	

**Package Outline Dimensions**



For reflow soldering (propose)



**Note:** The tolerances unless mentioned is  $\pm 0.1\text{mm}$ , Unit = mm

**Absolute Maximum Ratings (Ta=25°C)**

Parameter	Symbol	Rating	Unit
Reverse Voltage	V <sub>R</sub>	5	V
Forward Current	I <sub>F</sub>	BH:25 R6:25 GH:25	mA
Operating Temperature	T <sub>opr</sub>	-40 ~ +85	°C
Storage Temperature	T <sub>stg</sub>	-40 ~ +90	°C
Soldering Temperature	T <sub>sol</sub>	260 (for 5 seconds)	°C
Power Dissipation	P <sub>d</sub>	BH:110 R6:60 GH:110	mW
Peak Forward Current (Duty 1/10 @1KHz)	I <sub>FP</sub>	BH:100 R6:60 GH:100	mA
Soldering Temperature	T <sub>sol</sub>	Reflow Soldering : 260 °C for 10 sec. Hand Soldering : 350 °C for 3 sec.	

**Electro-Optical Characteristics (Ta=25°C)**

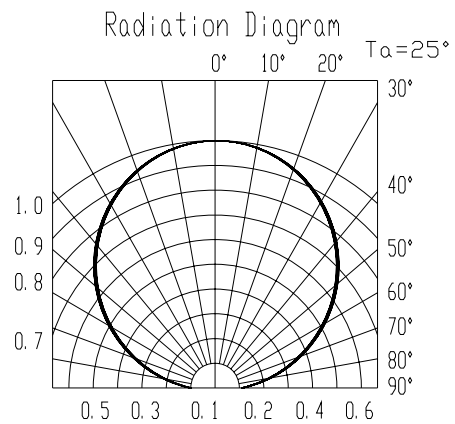
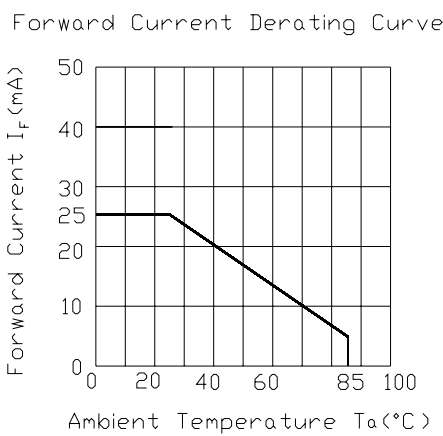
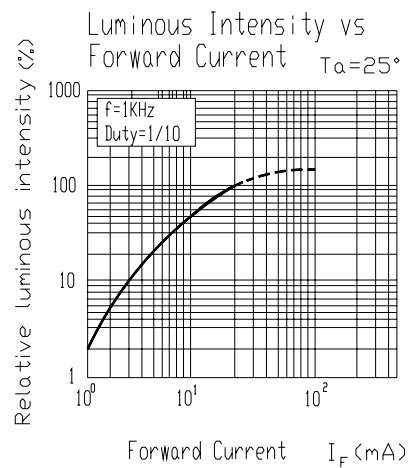
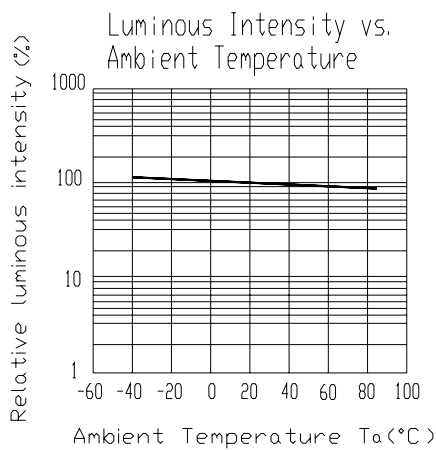
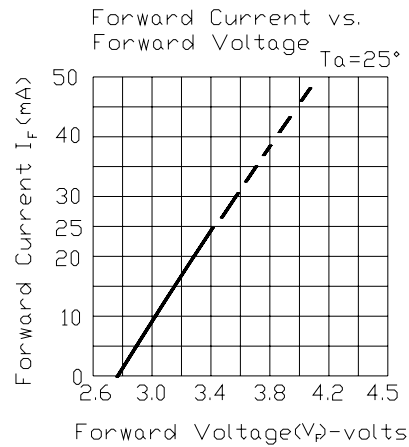
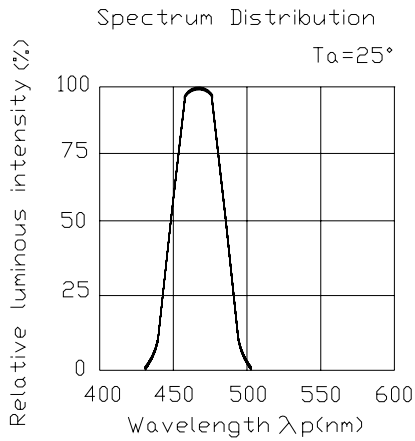
Parameter	Symbol	Min.	Typ.	Max.	Unit	Condition
Luminous Intensity	BH	28.5	50			If=20mA
	Iv R6	72	100	-----	mcd	
	GH	112	180			
Viewing Angle	$2\theta$ 1/2	-----	120	-----	deg	If=20mA
Peak Wavelength	BH		468			If=20mA
	$\lambda_p$ R6	-----	632	-----	nm	
	GH		518			
Dominant Wavelength	BH		470			If=20mA
	$\lambda_d$ R6	-----	624	-----	nm	
	GH		525			
Spectrum Radiation Bandwidth	BH		35			If=20mA
	$\Delta\lambda$ R6	-----	20	-----	nm	
	GH		35			
Forward Voltage	BH		3.3	3.9		If=20mA
	Vf R6	-----	2.0	2.4	V	
	GH		3.3	3.9		
Reverse Current	BH			50		VR=5V
	IR R6	-----	-----	10	$\mu A$	
	GH			50		

**Notes:**

- 1.Tolerance of Luminous Intensity  $\pm 10\%$**
- 2.Tolerance of Forward Voltage  $\pm 0.05V$**

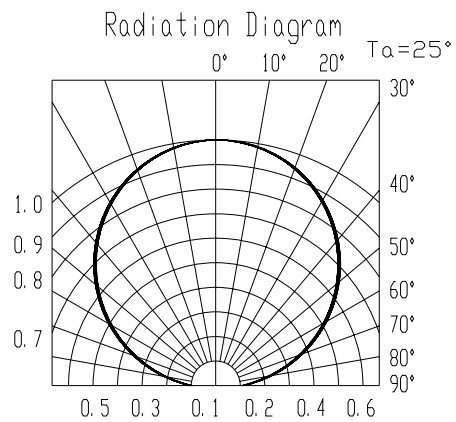
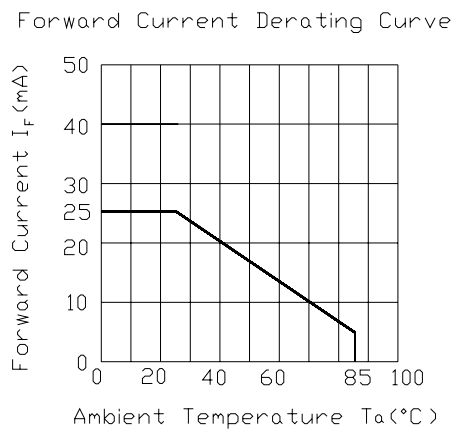
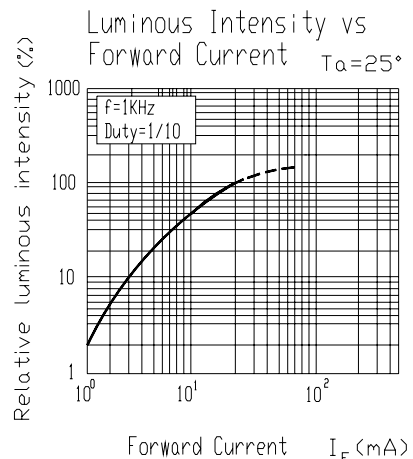
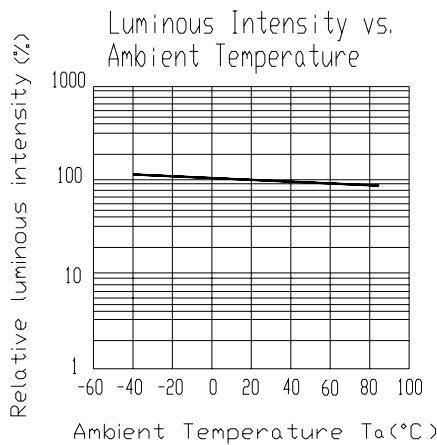
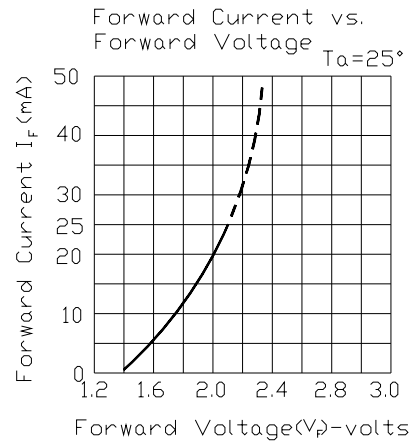
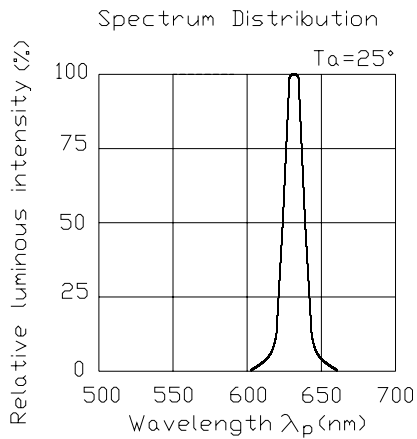
**Typical Electro-Optical Characteristics Curves**

**BH**



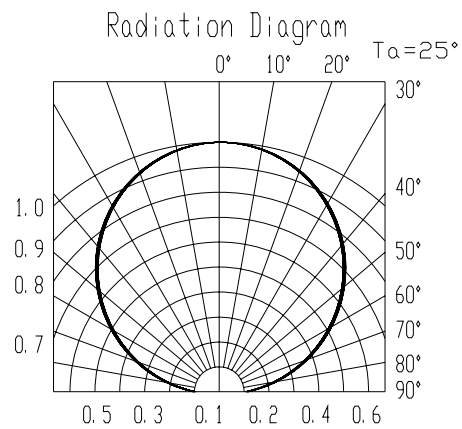
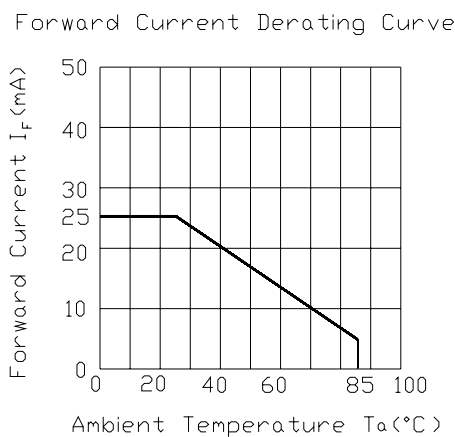
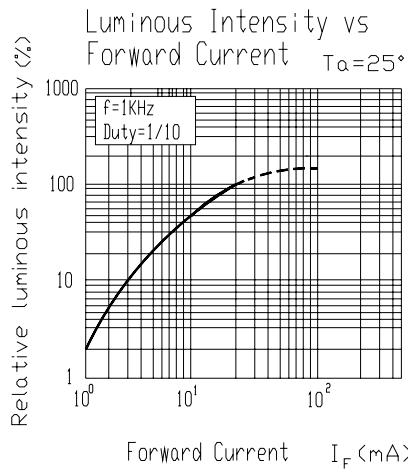
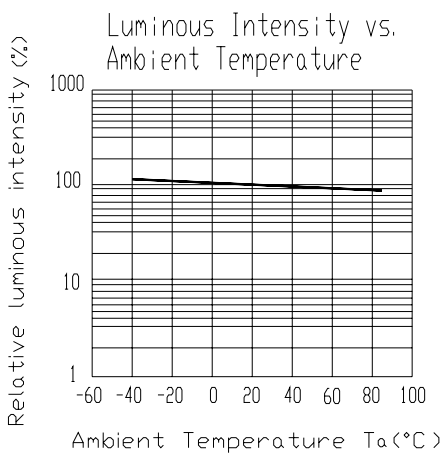
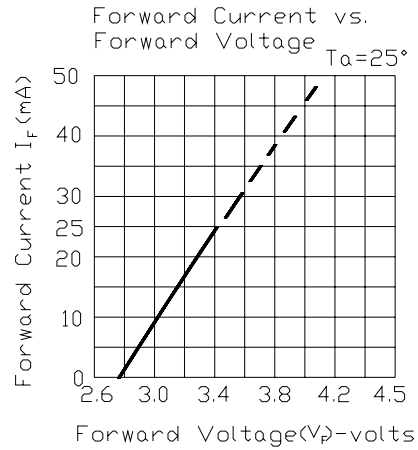
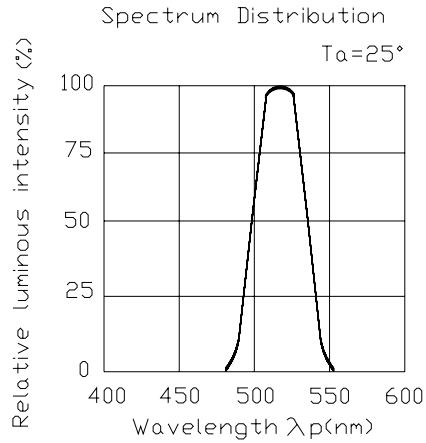
**Typical Electro-Optical Characteristics Curves**

R6



**Typical Electro-Optical Characteristics Curves**

**GH**



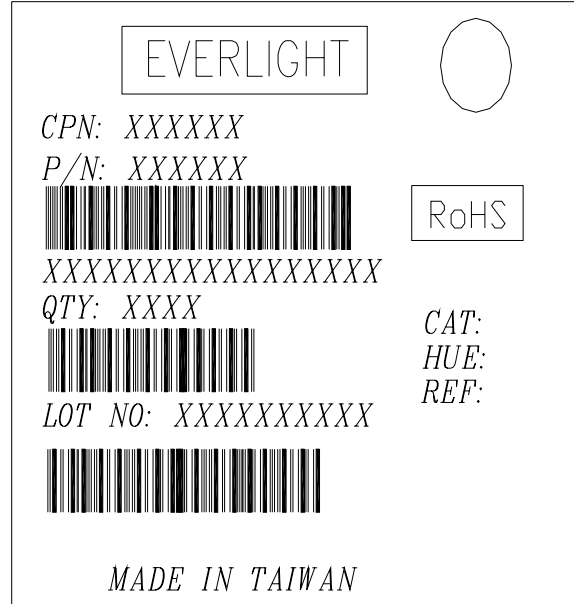


**Label explanation**

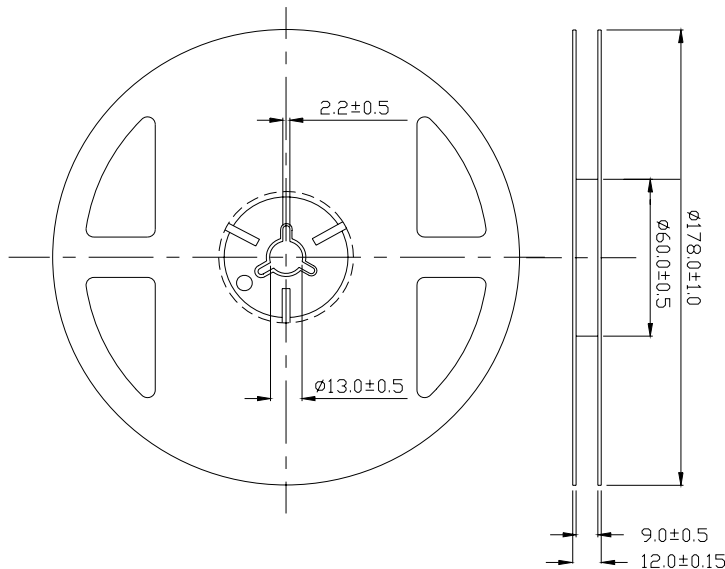
**CAT: Luminous Intensity Rank**

**HUE: Dom. Wavelength Rank**

**REF: Forward Voltage Rank**



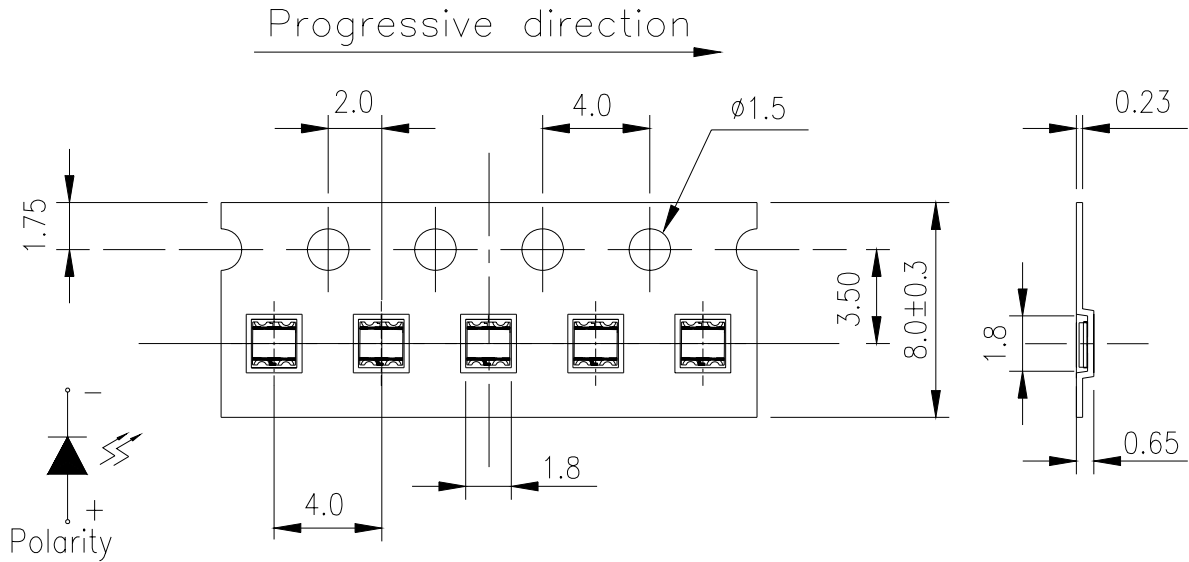
**Reel Dimensions**



**Note:** The tolerances unless mentioned is ±0.1mm ,Unit = mm

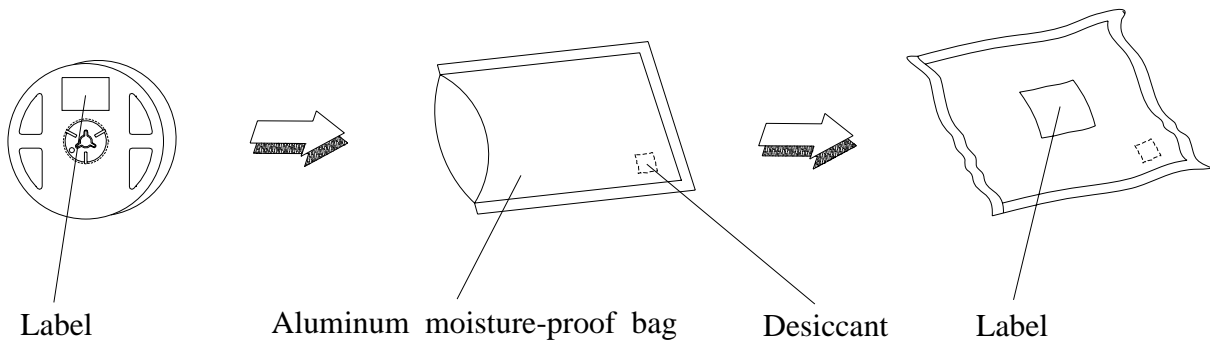


**Carrier Tape Dimensions: Loaded quantity 2000 PCS per reel**



**Note:** The tolerances unless mentioned is  $\pm 0.1$ mm ,unit is mm.

**Moisture Resistant Packaging**



**Reliability Test Items And Conditions**

The reliability of products shall be satisfied with items listed below.

Confidence level : 90%

LTPD : 10%

No.	Items	Test Condition	Test Hours/Cycles	Sample Size	Ac/Re
1	Reflow Soldering	Temp. : 260°C ±5°C Min. 5sec.	6 Min.	22 PCS.	0/1
2	Temperature Cycle	H : +100°C 15min ∫ 5 min L : -40°C 15min	300 Cycles	22 PCS.	0/1
3	Thermal Shock	H : +100°C 5min ∫ 10 sec L : -10°C 5min	300 Cycles	22 PCS.	0/1
4	High Temperature Storage	Temp. : 100°C	1000 Hrs.	22 PCS.	0/1
5	Low Temperature Storage	Temp. : -40°C	1000 Hrs.	22 PCS.	0/1
6	DC Operating Life	I <sub>F</sub> = 20 mA	1000 Hrs.	22 PCS.	0/1
7	High Temperature / High Humidity	85°C / 85%RH	1000 Hrs.	22 PCS.	0/1

**Precautions For Use**

## 1. Over-current-proof

Customer must apply resistors for protection, otherwise slight voltage shift will cause big current change ( Burn out will happen ).

## 2. Storage

2.1 Do not open moisture proof bag before the products are ready to use.

2.2 Before opening the package: The LEDs should be kept at 30°C or less and 90%RH or less.

2.3 After opening the package : The LEDs should be kept at 30°C or less and 70%RH or less(Floor life).

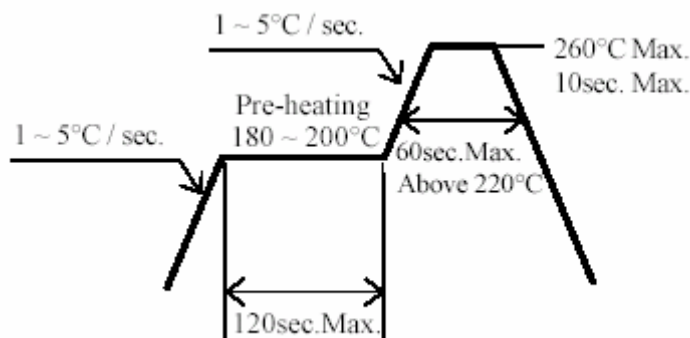
However, it's recommended that the LEDs should be used within 168 hours (7 days) after opening the package. If unused LEDs remain, it should be stored in moisture proof packages.

2.4 If the moisture absorbent material (silica gel) has faded away or the LEDs have exceeded the storage time, baking treatment should be performed using the following conditions.

Baking treatment :  $60\pm 5^{\circ}\text{C}$  for 24 hours.

## 3. Soldering Condition

## 3.1 Pb-free solder temperature profile



3.2 Reflow soldering should not be done more than two times.

3.3 When soldering, do not put stress on the LEDs during heating.

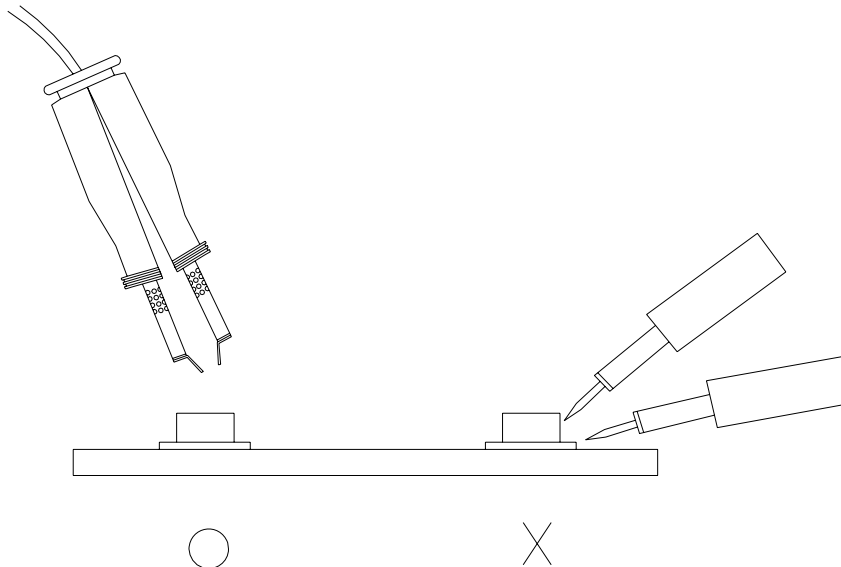
3.4 After soldering, do not warp the circuit board.

#### 4.Soldering Iron

Each terminal is to go to the tip of soldering iron temperature less than 350°C for 3 seconds within once in less than the soldering iron capacity 25W. Leave two seconds and more intervals, and do soldering of each terminal. Be careful because the damage of the product is often started at the time of the hand solder.

#### 5.Repairing

Repair should not be done after the LEDs have been soldered. When repairing is unavoidable, a double-head soldering iron should be used (as below figure). It should be confirmed beforehand whether the characteristics of the LEDs will or will not be damaged by repairing.



**EVERLIGHT ELECTRONICS CO., LTD.**  
Office: No 25, Lane 76, Sec 3, Chung Yang Rd,  
Tucheng, Taipei 236, Taiwan, R.O.C

Tel: 886-2-2267-2000, 2267-9936  
Fax: 886-2267-6244, 2267-6189, 2267-6306  
<http://www.everlight.com>