



Micro Commercial Components

Micro Commercial Components
20731 Marilla Street Chatsworth
CA 91311
Phone: (818) 701-4933
Fax: (818) 701-4939

Features

- Glass passivated junction
- Superfast recovery time for high efficiency
- Low profile package

Maximum Ratings

- Operating Temperature: -55°C to +150°C
- Storage Temperature: -55°C to +150°C

MCC Catalog Number	Device Marking	Maximum Recurrent Peak Reverse Voltage	Maximum RMS Voltage	Maximum DC Blocking Voltage
MUR605FCT	MUR605FCT	50V	35V	50V
MUR610FCT	MUR610FCT	100V	70V	100V
MUR620FCT	MUR620FCT	200V	140V	200V
MUR640FCT	MUR640FCT	400V	280V	400V
MUR660FCT	MUR660FCT	600V	420V	600V

Electrical Characteristics @ 25°C Unless Otherwise Specified

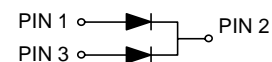
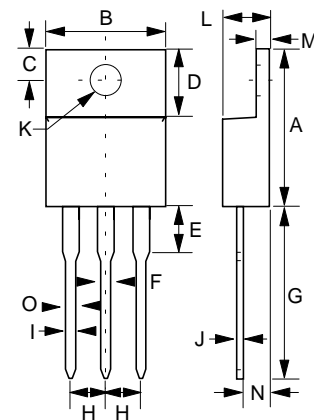
Average Forward Current	$I_{F(AV)}$	6 A	$T_A = 75^\circ\text{C}$
Peak Forward Surge Current	I_{FSM}	60A	8.3ms, half sine
Maximum Forward Voltage Drop Per Element 605FCT-620FCT 640FCT 660FCT	V_F	0.975V 1.3V 1.7 V	$I_{FM} = 3 \text{ A per element};$ $T_A = 25^\circ\text{C}^*$
Maximum DC Reverse Current At Rated DC Blocking Voltage	I_R	5.0uA 50uA	$T_A = 25^\circ\text{C}$ $T_A = 100^\circ\text{C}$
Maximum Reverse Recovery Time 605FCT- 620FCT 640FCT 660FCT	T_{rr}	35ns 60ns 75ns	$I_F=0.5\text{A},$ $I_{rr}=0.25\text{A}$ $I_R=1.0\text{A}$

*Pulse test: Pulse width 300 μsec , Duty cycle 2%

MUR605FCT THRU MUR660FCT

6 Amp Super Fast Glass Passivated Rectifier 50 to 600 Volts

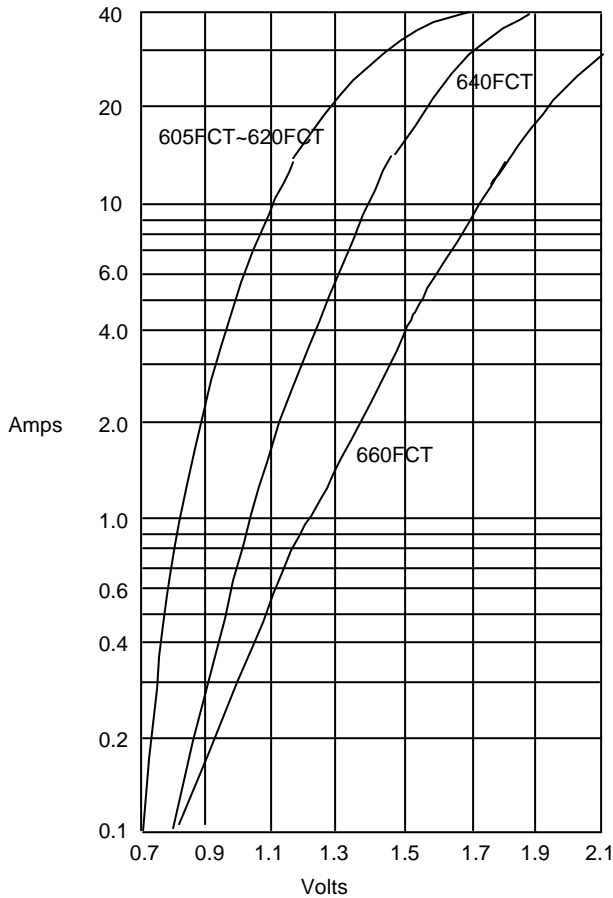
ITO-220AB



DIM	INCHES		MM		NOTE
	MIN	MAX	MIN	MAX	
A	.583	.606	14.80	15.40	
B	---	.406	---	10.30	
C	.100	.112	2.55	2.85	
D	.248	.272	6.30	6.90	
E	---	.161	---	4.10	
F	---	.071	---	1.80	
G	.512	.543	13.00	13.80	
H	---	.100	---	2.55	
I	---	.035	---	0.90	
J	---	.032	---	0.80	
K	.118	.134	3.00	3.40	∅
L	---	.189	---	4.80	
M	---	.130	---	3.30	
N	.098	.114	2.50	2.90	

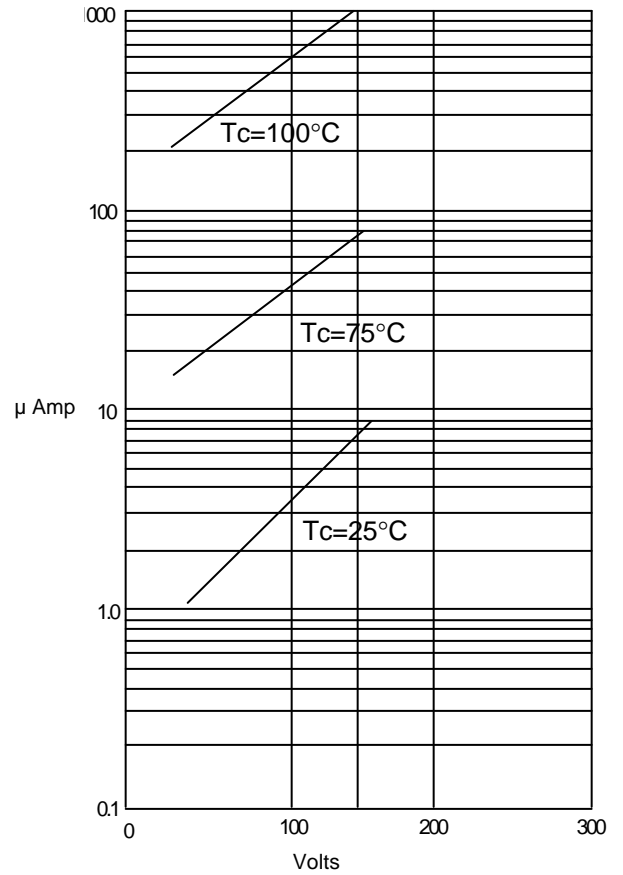
MUR605FCT thru MUR660FCT

Figure 1
Typical Forward Characteristics



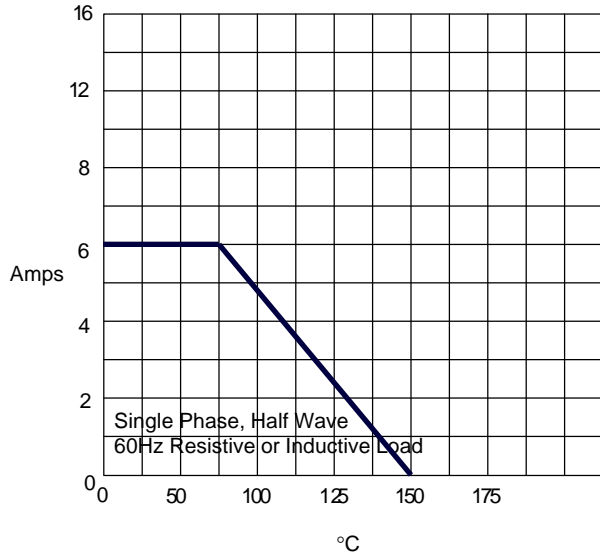
Instantaneous Forward Current - Amperes versus
Instantaneous Forward Voltage - Volts

Figure 2
Typical Reverse Characteristics



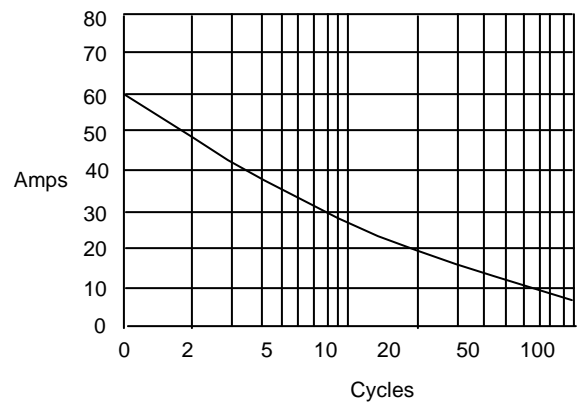
Instantaneous Reverse Leakage Current - MicroAmperes versus
Percent Of Rated Peak Reverse Voltage - Volts

Figure 3
Forward Derating Curve



Average Forward Rectified Current - Amperes versus
Ambient Temperature - °C

Figure 4
Maximum Non-Repetitive Forward Surge Current



Peak Forward Surge Current - Amperes versus
Number Of Cycles At 60Hz - Cycles