

PLEASE CHECK WWW.MOLEX.COM FOR LATEST PART INFORMATION

Part Number: [5031591200](#)
Status: **Active**
Description: 1.50mm (.059") Pitch CLIK-Mate™ Wire-to-Board PCB Receptacle, Single Row, Through Hole, Vertical, with Peg, 12 Circuits

Documents:

[3D Model](#) [Product Specification PS-503159-001 \(PDF\)](#)
[Drawing \(PDF\)](#) [RoHS Certificate of Compliance \(PDF\)](#)

General

Product Family PCB Receptacles
 Series [503159](#)
 Application Wire-to-Board
 Product Name CLIK-Mate™

Physical

Circuits (Loaded) 12
 Color - Resin Beige
 Durability (mating cycles max) 30
 Glow-Wire Compliant No
 Guide to Mating Part Yes
 Keying to Mating Part Yes
 Lock to Mating Part Yes
 Material - Metal Copper Alloy
 Material - Plating Mating Tin
 Material - Plating Termination Tin
 Number of Rows 1
 Orientation Vertical
 PCB Locator Yes
 PCB Retention Yes
 PCB Thickness Recommended (in) 0.062 In
 PCB Thickness Recommended (mm) 1.60 mm
 Packaging Type Tray
 Pitch - Mating Interface (in) 0.059 In
 Pitch - Mating Interface (mm) 1.50 mm
 Polarized to Mating Part Yes
 Polarized to PCB Yes
 Stackable No
 Temperature Range - Operating -25°C to +85°C
 Termination Interface: Style Through Hole

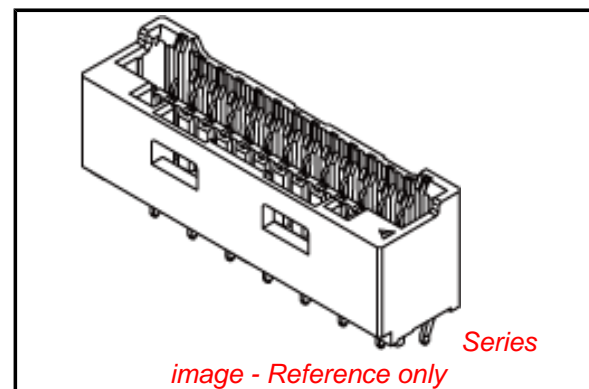
Electrical

Current - Maximum per Contact 2A
 Voltage - Maximum 100V

Material Info

Reference - Drawing Numbers

Product Specification PS-503159-001, RPS-503159-001, RPS-503159-003
 Sales Drawing SD-503159-001



EU RoHS

ELV and RoHS Compliant
REACH SVHC Contains SVHC: No
Halogen-Free
Status Not Reviewed

China RoHS



Need more information on product environmental compliance?

Email productcompliance@molex.com
 For a multiple part number RoHS Certificate of Compliance, [click here](#)

Please visit the [Contact Us](#) section for any non-product compliance questions.

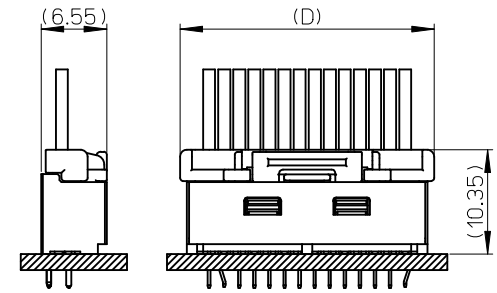
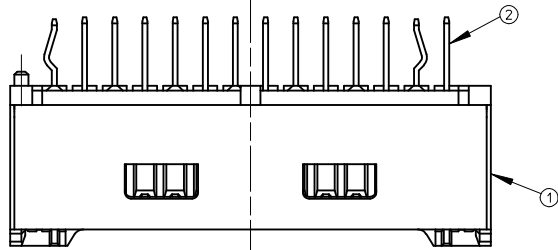
Search Parts in this Series

[503159Series](#)

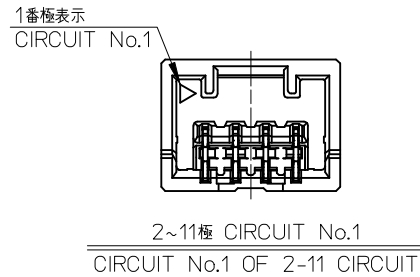
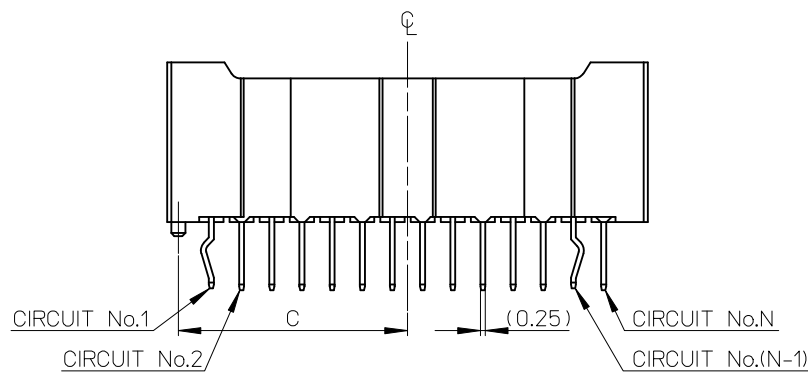
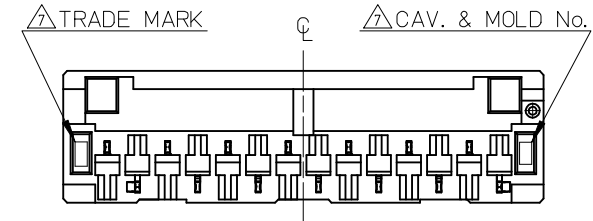
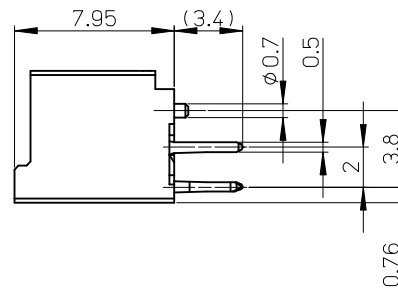
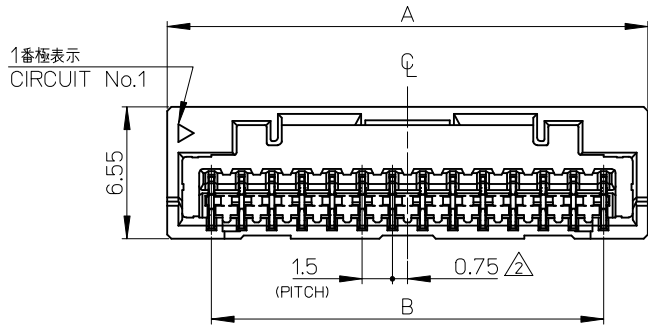
Mates With

[502578](#) Crimp Housing . [502579](#) Crimp Terminal

10 9 8 7 6 5 4 3 2 1



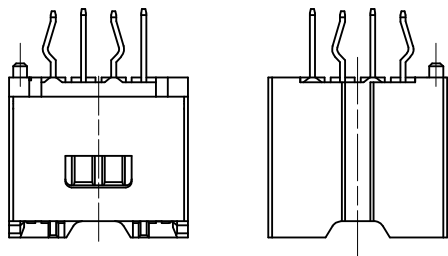
嵌合図 (SCALE 2:1)
MATED CONNECTORS (SCALE 2:1)



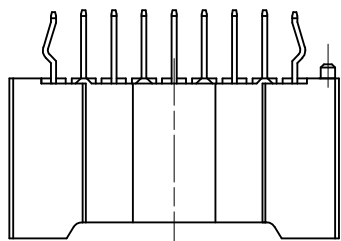
26.8	12.15	21	25.4	503159-15**	15
25.3	11.4	19.5	23.9	503159-14**	14
23.8	10.65	18	22.4	503159-13**	13
22.3	9.9	16.5	20.9	503159-12**	12
20.8	9.15	15	19.4	503159-11**	11
19.3	8.4	13.5	17.9	503159-10**	10
17.8	7.65	12	16.4	503159-09**	9
16.3	6.9	10.5	14.9	503159-08**	8
14.8	6.15	9	13.4	503159-07**	7
13.3	5.4	7.5	11.9	503159-06**	6
11.8	4.65	6	10.4	503159-05**	5
10.3	3.9	4.5	8.9	503159-04**	4
8.8	3.15	3	7.4	503159-03**	3
7.3	2.4	1.5	5.9	503159-02**	2
D	C	B	A	TRAY PACKAGE	CIRCUIT
					ORDER No.

No.	部品 PART	材料 MATERIAL
①	ハウジング HOUSING	ポリアミド(PA) UL94V-0 POLYAMIDE UL94V-0 色:注記5.参照 COLOR:SEE NOTES 5.
②	ターミナル TERMINAL	銅合金 COPPER ALLOY 錫めっき(1.0μm以上) TIN PLATING OVERALL SURFACES (1.0 MICROMETER MINIMUM) 下地:ニッケルめっき(1.0μm以上) UNDER PLATE:NICKEL OVERALL (1.0 MICROMETER MINIMUM)

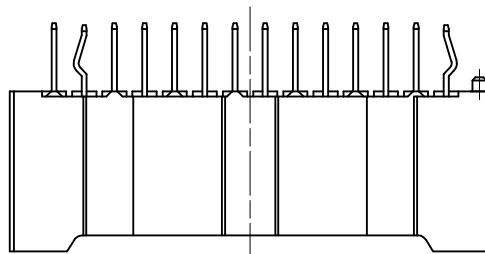
REVISED EC NO: J2010-0797 DRWNS:SKUROSE 2009/10/22 CHKD:KASAKAWA 2009/10/22 APPR:NUKITA 2009/10/22	DESCRIPTION	GENERAL TOLERANCES (UNLESS SPECIFIED)		DIMENSION STYLE MM ONLY		SCALE 4:1		DESIGN UNITS METRIC		THIRD ANGLE PROJECTION	
		10 UNDER	±0.2	DRAWN BY SKUROSE	DATE 2008/06/06	TITLE 1.5 W/B CONN. SINGLE DIP ST REC. ASS'Y 2-15CKT					
		10 OVER 30 UNDER	±0.25	CHECKED BY KASAKAWA	DATE 2008/06/06						
		30 OVER	±0.3	APPROVED BY SICHIKAWA	DATE 2008/06/06						
D	REV	ANGULAR ±3 °		MATERIAL NO. SEE TABLE		DOCUMENT NO. SD-503159-001		SHEET NO. 1 OF 2			
		DRAFT WHERE APPLICABLE MUST REMAIN WITHIN DIMENSIONS		THIS DRAWING CONTAINS INFORMATION THAT IS PROPRIETARY TO MOLEX INCORPORATED AND SHOULD NOT BE USED WITHOUT WRITTEN PERMISSION							



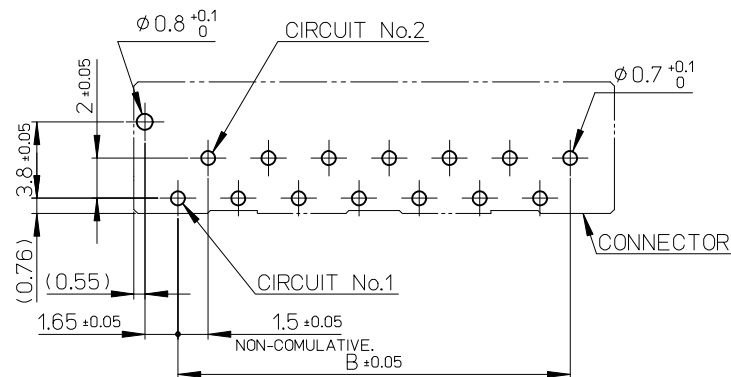
2~5 極形状 (ロック面及び反ロック面)
 FIGURE OF 2-5 CIRCUIT (LOOK SIDE AND UN-LOCK SIDE)



6~10 極形状 (反ロック面)
 FIGURE OF 6-10 CIRCUIT (UN-LOCK SIDE)



11~15 極形状 (反ロック面)
 FIGURE OF 11-15 CIRCUIT (UN-LOCK SIDE)

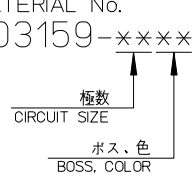


基板取付穴推奨寸法 (マウント面)
 RECOMMENDED P.C.BOARD
 HOLE DIMENSION
 (MOUNTING SIDE)
 (t=1.6)

NOTES

1. 嵌合相手: 502578 シリーズ
 MATE WITH : 502578 SERIES.
2. 極数/2 = 偶数に適用
 APPLY FOR CIRCUIT SIZE/2=EVEN.
3. 端子テール部に錫めっきを使用している為、外觀に摺動痕が付く場合があります。
 THE WOUND OF FRICTION MIGHT ADHERE TO EXTERNALS
 BECAUSE THE TIN PLATING IS USED FOR THE TAIL.

4. 製品番号
 MATERIAL No.
 503159-***



ボス有り		COLOR		
CIRCUIT	No.			
02~15	0	ベージュ	BEIGE	
	1	黒	BLACK	
	2	赤	RED	
	3	黄	YELLOW	
	4	青	BLUE	
	5	桃	PINK	
	6	緑	GREEN	
	7	茶	BROWN	
	8	橙	ORANGE	
9	紫	VIOLET		
02	2	4	水	PALE BLUE

5. 本製品のプラスチック部に黒点・白点等が確認される場合や色合いが異なる場合がありますが、製品性能に影響はありません。
 THERE IS NO INFLUENCE IN THE PRODUCT PERFORMANCE THOUGH THE BLACK AND WHITE SPOT ETC. MIGHT BE CONFIRMED TO THE PLASTIC PART OF THIS PRODUCT AND THE SHADE MIGHT BE DIFFERENT.

6. ELV及びRoHS適合品
 ELV AND ROHS COMPLIANT

7. トレードマーク: Mプラス1~2文字のアルファベットにて構成 (例 MXJ)
 但し "J" は JAPAN を示す。
 キャビティ番号: 1桁~2桁の数字で構成。
 金型番号: アルファベット1文字にて構成。
 TRADE MARK: FORMED BY M AND 1~2 MORE LETTER OF ALPHABET (e.g. MXJ), BUT "J" MEANS JAPAN.
 CAVITY NO.: FORMED BY 1 DIGIT TO 2 DIGIT NUMBERS.
 MOLD NO.: FORMED BY 1 LETTER OF ALPHABET.

REVISED EC NO: J2010-0797 DRWNS: KUROSE 2009/10/22 CHKD: KASAKAWA 2009/10/22 APPR: NUKITA 2009/10/22	GENERAL TOLERANCES (UNLESS SPECIFIED)		DIMENSION STYLE MM ONLY		SCALE 4:1	DESIGN UNITS METRIC	THIRD ANGLE PROJECTION
	10 UNDER	±0.2	DRAWN BY SKUROSE	DATE 2008/06/06	TITLE 1.5 W/B CONN. SINGLE DIP ST REC. ASS'Y 2-15CKT		
	10 OVER 30 UNDER	±0.25	CHECKED BY KASAKAWA	DATE 2008/06/06			
	30 OVER	±0.3	APPROVED BY SICHIKAWA	DATE 2008/06/06			
DESCRIPTION	ANGULAR ±3°	DRAFT WHERE APPLICABLE MUST REMAIN WITHIN DIMENSIONS		MATERIAL NO. SEE TABLE	DOCUMENT NO. SD-503159-001		SHEET NO. 2 OF 2
REV	SIZE A3	THIS DRAWING CONTAINS INFORMATION THAT IS PROPRIETARY TO MOLEX INCORPORATED AND SHOULD NOT BE USED WITHOUT WRITTEN PERMISSION					