



# SB3030LCT

## DUAL HIGH-VOLTAGE SCHOTTKY RECTIFIER

**VOLTAGE** 30 Volts **CURRENT** 30 Amperes

### FEATURES

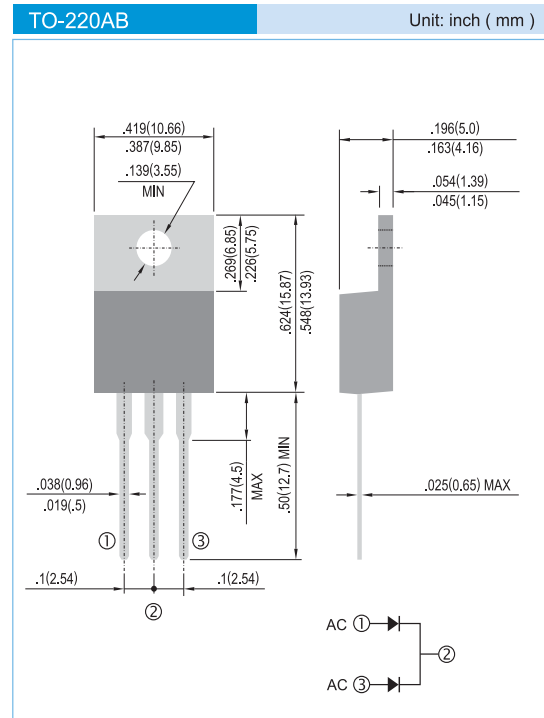
- Low forward voltage drop, low power losses
- High efficiency operation
- In compliance with EU RoHS 2002/95/EC directives

### MECHANICAL DATA

Case : TO-220AB, Plastic

Terminals : Solderable per MIL-STD-750, Method 2026

Weight: 0.0655 ounces, 1.859 grams



### MAXIMUM RATINGS( $T_A=25^{\circ}\text{C}$ unless otherwise noted)

PARAMETER	SYMBOL	VALUE	UNIT
Maximum repetitive peak reverse voltage	$V_{RRM}$	30	V
Maximum average forward rectified current (Fig.1)	$I_{F(AV)}$	30 15	A
Peak forward surge current 8.3ms single half sine-wave superimposed on rated load per diode	$I_{FSM}$	250	A
Non-repetitive avalanche energy at $T_J=25^{\circ}\text{C}$ , $L=60\text{mH}$ per diode	$E_{AS}$	180	mJ
Typical Thermal Resistance	$R_{\theta JC}$	2.5	$^{\circ}\text{C}/\text{W}$
Operating junction and storage temperature range	$T_J, T_{STG}$	-55 to + 150	$^{\circ}\text{C}$

### ELECTRICAL CHARACTERISTICS( $T_A=25^{\circ}\text{C}$ unless otherwise noted)

PARAMETER	SYMBOL	TEST CONDITIONS	MIN.	TYP.	MAX.	UNIT
Breakdown voltage	$V_{BR}$	$I_R=1\text{mA}$	30	-	-	V
Instantaneous forward voltage per diode <sup>(1)</sup>	$V_F$	$I_F=15\text{A}$ $I_F=30\text{A}$ $T_A=25^{\circ}\text{C}$	-	-	0.46 0.57	V
		$I_F=15\text{A}$ $I_F=30\text{A}$ $T_A=125^{\circ}\text{C}$	-	0.35 0.46	0.40 0.52	V
Reverse current per diode <sup>(1)</sup>	$I_R$	$V_R=60\text{V}$ $T_A=25^{\circ}\text{C}$ $T_A=125^{\circ}\text{C}$	-	-	0.5 250	mA

Note.1 Pulse test :  $t_p=380\mu\text{s}$ ,  $\delta<2\%$

PAN JIT RESERVES THE RIGHT TO IMPROVE PRODUCT DESIGN, FUNCTIONS AND RELIABILITY WITHOUT NOTICE



# SB3030LCT

## RATINGS AND CHARACTERISTICS CURVES ( $T_A=25^\circ\text{C}$ unless otherwise noted)

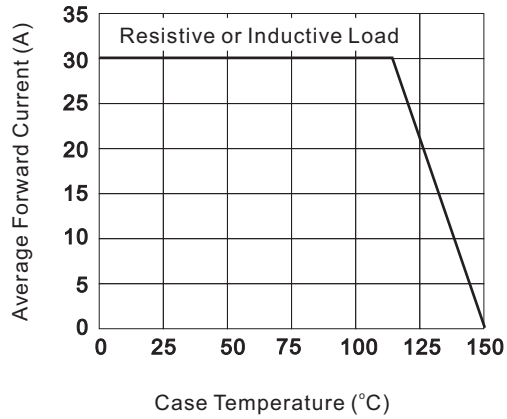


Figure 1. Forward Current Derating Curve

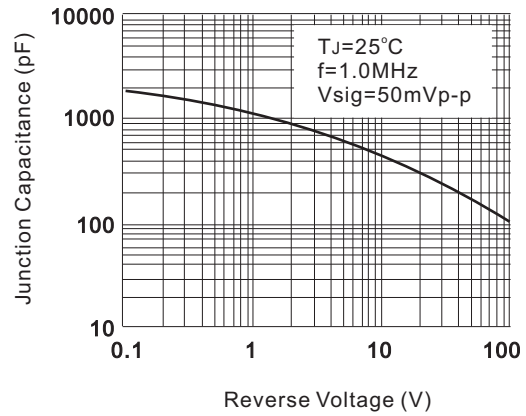


Figure 2. Typical Junction Capacitance

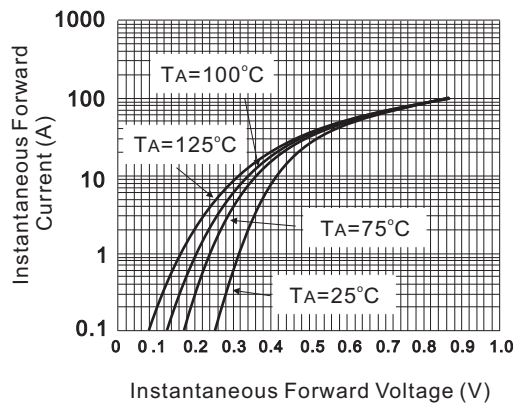


Figure 3. Typical Instantaneous Forward Characteristics Per Diode

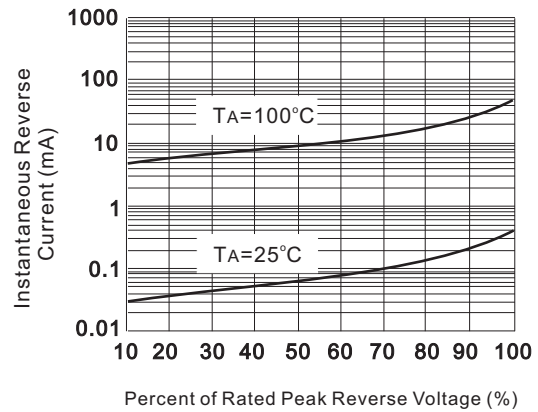


Figure 4. Typical Reverse Characteristics Per Diode