

Features

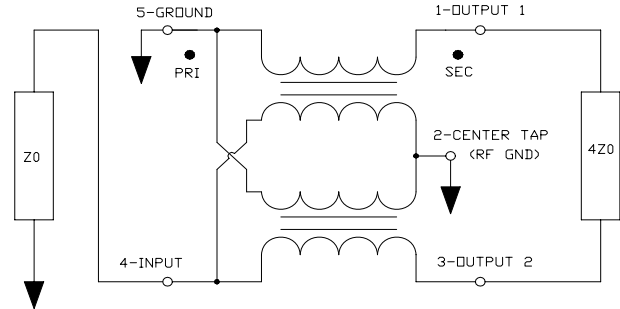
- Surface mount
- 4:1 Impedance ratio
- Excellent amplitude and phase balance
- Can be used in both 50Ω and 75Ω systems
- 260°C reflow compatible
- RoHS* compliant, Pb free
- Available on tape and reel.

Description

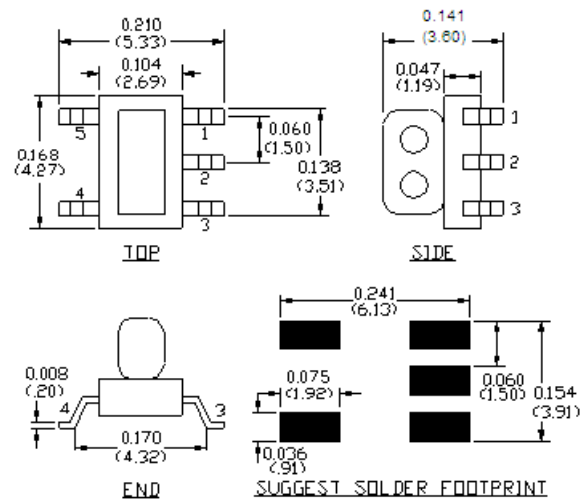
M/A-Com Technology Solutions MABACT0066 is a 4:1 RF flux coupled step up transformer in a low cost, surface mount package. Ideally suited for broadband CATV Broadband applications.



Schematic



Component Dimensions



Pin configuration

Pin no.	Function
1	Secondary dot (Output 1)
2	Centre tap (Ground)
3	Secondary (Output 2)
4	Primary (Input)
5	Primary dot (Ground)

Dimensions in inches [mm] Tolerance: .xx ± .02, .xxx ± .010, unless otherwise stated

* Restrictions on Hazardous Substances, European Union Directive 2002/95/EC.

ADVANCED: Data Sheets contain information regarding a product M/A-COM Technology Solutions is considering for development. Performance is based on target specifications, simulated results, and/or prototype measurements. Commitment to develop is not guaranteed.

PRELIMINARY: Data Sheets contain information regarding a product M/A-COM Technology Solutions has under development. Performance is based on engineering tests. Specifications are typical. Mechanical outline has been fixed. Engineering samples and/or test data may be available. Commitment to produce in volume is not guaranteed.

• **North America** Tel: 800.366.2266 • **Europe** Tel: +353.21.244.6400
 • **India** Tel: +91.80.4155721 • **China** Tel: +86.21.2407.1588
 Visit www.macomtech.com for additional data sheets and product information.

M/A-COM Technology Solutions Inc. and its affiliates reserve the right to make changes to the product(s) or information contained herein without notice.

Electrical Specifications: $T_A = 25^\circ\text{C}$, $Z_0 = 50\Omega$, $P_{in} = 0\text{dBm}$

Parameter	Test Conditions	Units	Min	Typ	Max
Insertion Loss 1	5 - 50 MHz	dB	-	1.5	2.0
	50 - 879 MHz	dB	-	1.0	1.5
	879 - 1000 MHz	dB	-	1.5	2.0
Amplitude Unbalance (Nominal 0dB)	5 - 1000 MHz	dB	-	± 0.25	± 0.5
Phase Unbalance (Nominal 180°)	5 - 500 MHz	$^\circ$	-	± 4	± 8
	500 - 1000 MHz	$^\circ$	-	± 8	± 12

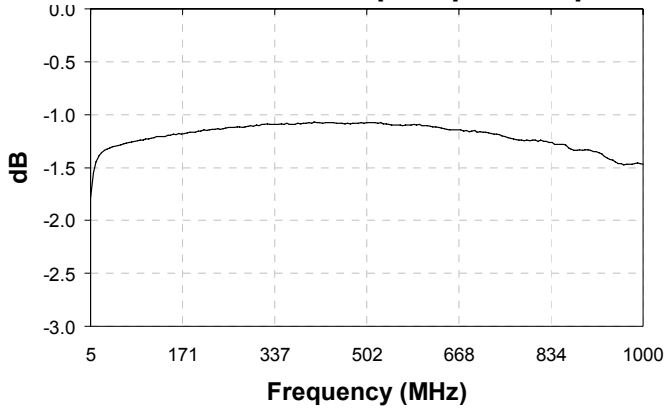
Recommended Maximum Ratings^{1,2}

Parameter	Value
Max input power	250mW
DC current	120mA
Operating Temperature	-40°C to $+85^\circ\text{C}$
Storage Temperature	-40°C to $+85^\circ\text{C}$

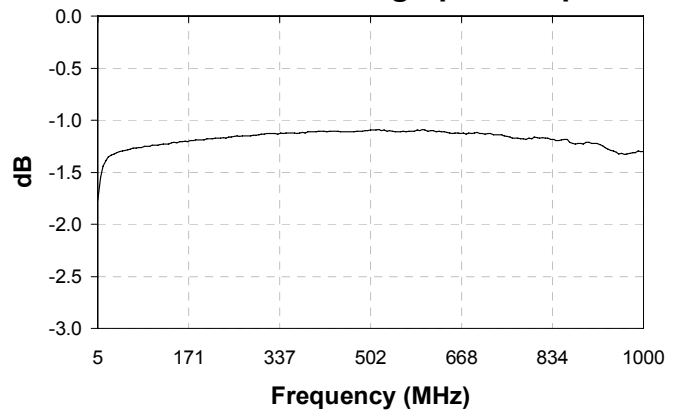
1. Exceeding any one or combination of these limits may cause permanent damage to this device.
2. M/A-COM does not recommend sustained operation near these survivability limits.

Typical Performance Curves: $T_A = 25^\circ\text{C}$, $Z_0 = 50\Omega$, $P_{in} = 0\text{dBm}$

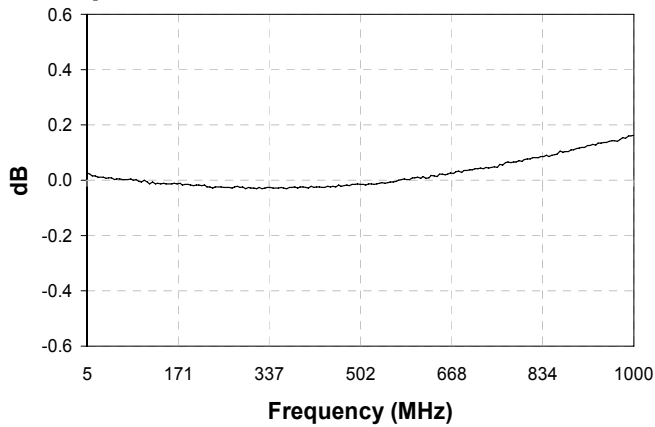
Insertion Loss 1: coupled pin 4 to pin 1



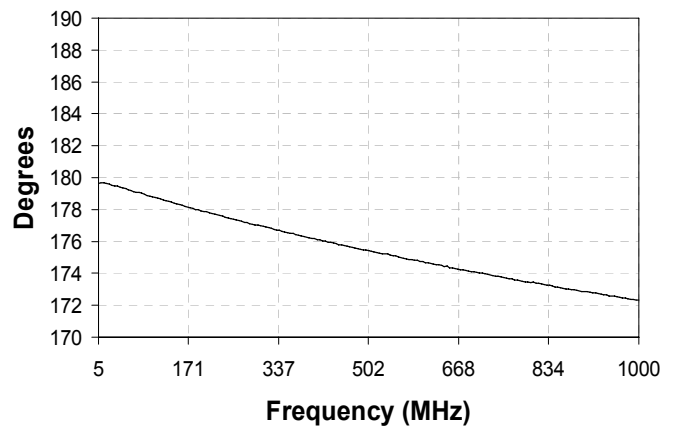
Insertion Loss 2: through pin 4 to pin 3



Amplitude Balance



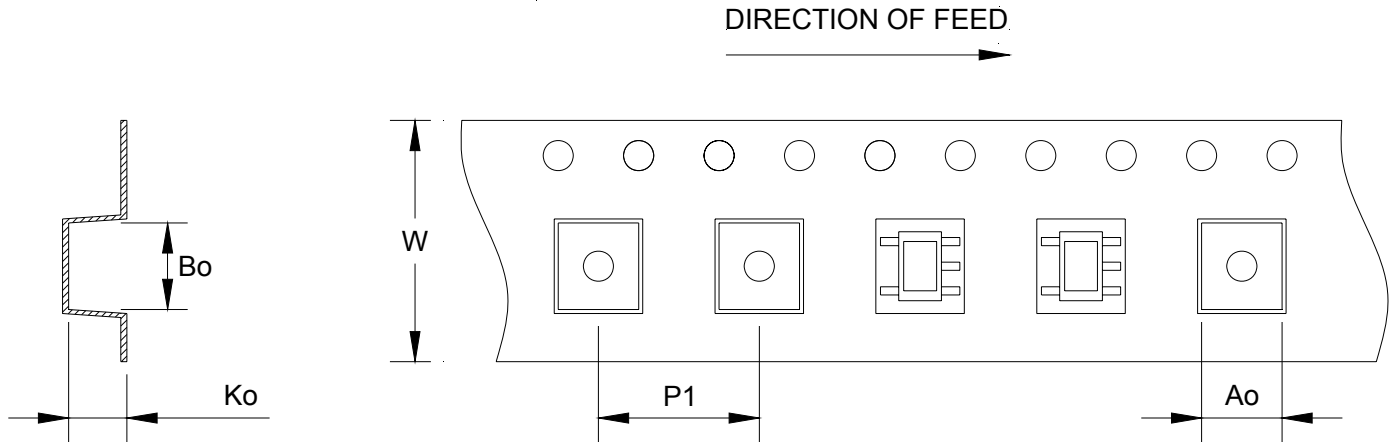
Phase Balance



MABACT0066

Transformer, 4:1 transmission line
5 to 1000 MHz

Rev. V3



Item	Dimension
Ao	6.10mm +/- 0.1mm
Bo	4.60mm +/- 0.1mm
Ko	4.00mm +/- 0.1mm
W	12.00mm +/- 0.3mm
P1	8.00mm +/- 0.1mm

Ordering information

Part number	Description
MABACT0066	2000 piece reel
MABA-007968-CT66TB	Customer Test Board