




PHA Series Short Stroke Pushbutton Switches

Pushbutton
A



Features/Benefits

- Momentary or latching action
- Low cost, reliable contact design
- 2 & 4 pole configurations
- Sealed contacts
- Optional buttons
- RoHS compliant

Typical Applications

- Computers and peripherals
- Instrumentation and measurement equipment
- Non-power, on-off switch applications

Specifications

SWITCHING POWER MAX.: 3 W DC
 SWITCHING VOLTAGE MAX.: 30 V DC
 SWITCHING CURRENT MAX.: 100 mA DC
 DIELECTRIC STRENGTH (50 Hz/1 min.): 500 V between open contacts. 1500 V between chassis and contacts.
 OPERATING LIFE: 10,000 cycles at rated load
 CONTACT RESISTANCE: 20 m ohms initialΩ
 INSULATION RESISTANCE: 100 M ohmsΩ
 TOTAL TRAVEL/LATCHING TRAVEL: 2.5mm/1.5mm (.098 inch/.059 inch)
 OPERATING FORCE:
 170 grams ± 50 grams (1.67 ± 0.98N)
 230 grams ± 50 grams (2.26 ± 0.98N)
 SEALING: Sealed contacts.

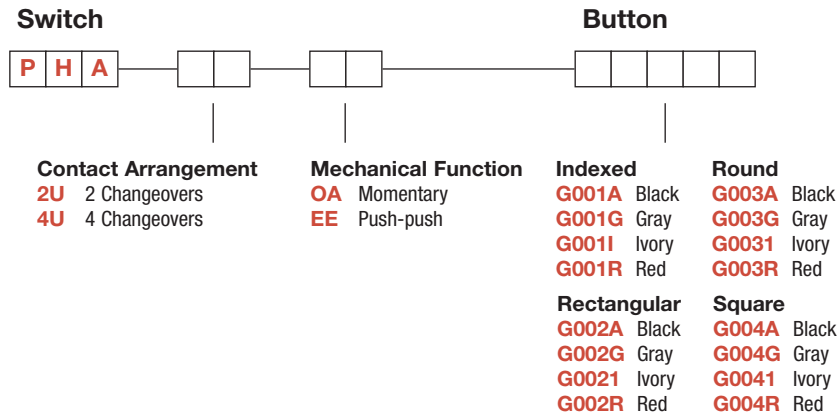
Materials

FIXED TERMINAL: Brass, silver plated.
 MOVABLE CONTACT: Phosphor bronze, silver plated.
 SWITCH BODY: PPE
 ACTUATOR: POM
 STANDOFF CLIP: POM
 RETURN SPRING: Music wire.
 RETURN SPRING RETAINER: Carbon steel, tin plated.
 DETENT SPRING PLATE: Phosphor bronze.
 DETENT SPRING: Stainless steel.
 BASE: Laminated phenolic.
 TERMINAL SEAL: Epoxy.

NOTE: Specifications and materials listed above are for switches with standard options. For information on specific and custom switches, consult Customer Service Center.

Build-A-Switch

To order, simply select desired option from each category and place in the appropriate box. Available options are shown and described on pages A-85 thru A-87. For additional options not shown in catalog, consult Customer Service Center.



BUTTON REMOVAL

A button of a push-push switch should only be removed in the "OFF" non-latching position.



Dimensions are shown: Inches (mm)
 Specifications and dimensions subject to change

PHA Series Short Stroke Pushbutton Switches

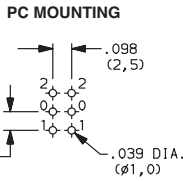
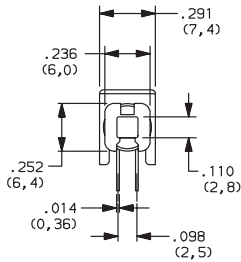
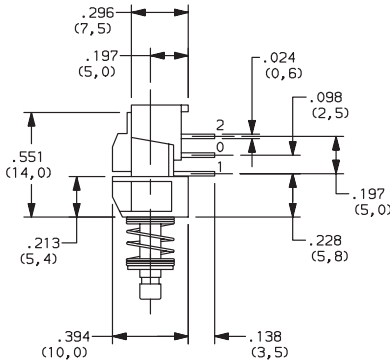
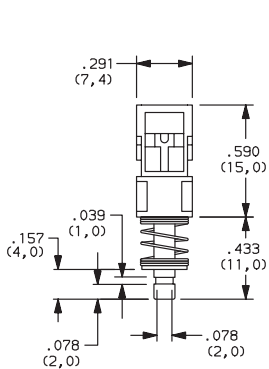


A

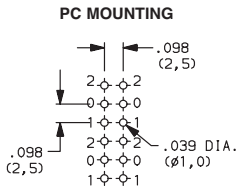
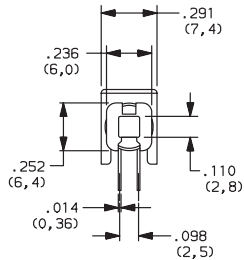
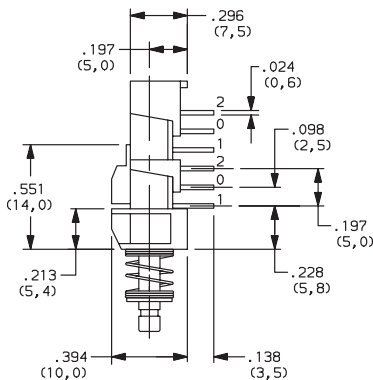
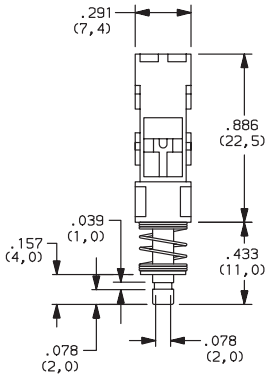
Pushbutton

DESIGNATION

2U 2 CHANGEOVERS



4U 4 CHANGEOVERS



Dimensions are shown: Inches (mm)
Specifications and dimensions subject to change

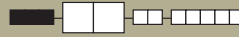




PHA Series Short Stroke Pushbutton Switches

Pushbutton
A

CONTACT ARRANGEMENT



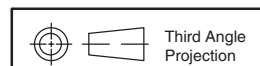
OPTION CODE	NO. OF POLES *	SCHEMATIC
2U	2PDT	
4U	4PDT	2X

*Non-shorting contacts.

MECHANICAL FUNCTION



OPTION CODE	FUNCTION
OA	Momentary
EE	Push-push



Dimensions are shown: Inches (mm)
Specifications and dimensions subject to change

PHA Series Short Stroke Pushbutton Switches



A

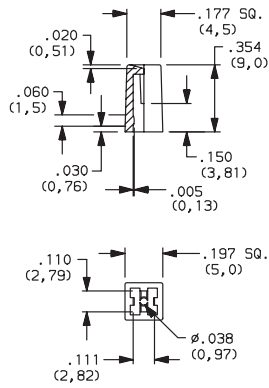

Pushbutton

BUTTONS



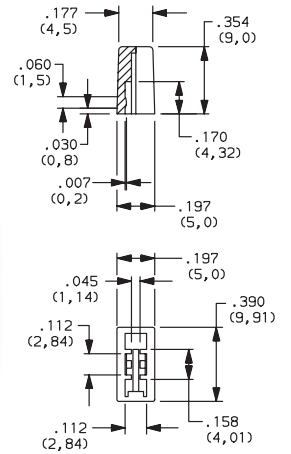
Indexed

- G001A** Black
- G001G** Gray
- G001I** Ivory
- G001R** Red



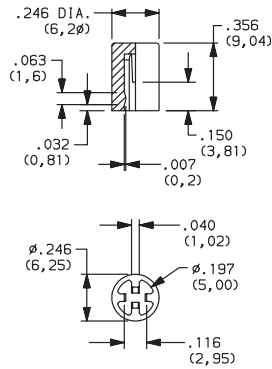
Rectangular

- G002A** Black
- G002G** Gray
- G002I** Ivory
- G002R** Red



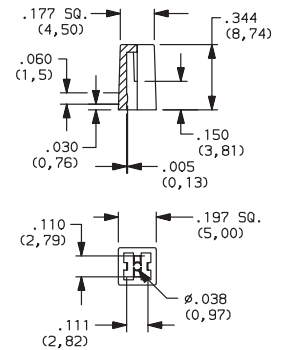

Round

- G003A** Black
- G003G** Gray
- G003I** Ivory
- G003R** Red



Square

- G004A** Black
- G004G** Gray
- G004I** Ivory
- G004R** Red



Dimensions are shown: Inches (mm)
Specifications and dimensions subject to change