



Features


- ◇ For RF SAW filter
- ◇ Single-ended operation
- ◇ Ceramic Surface Mount Package
- ◇ Small size
- ◇ No matching required for operation at 50Ω
- ◇ RoHS compliant (2002/95/EC), Pb-free

Specifications

Parameter	Unit	Minimum	Typical	Maximum
Center Frequency	MHz	339	340	341
Insertion Loss	dB	-	1.8	2.5
1 dB Bandwidth	MHz	8	12.74	-
Passband Variation($f_0 \pm 4\text{MHz}$)	dB	-	0.3	1
Absolute Delay	usec	-	0.08	-
Ultimate Rejection	100~300MHz	dB	50	-
	300~320MHz	dB	40	-
	375~800MHz	dB	45	-
Material Temperature coefficient	KHz/°C	-23.8		
Substrate Material	-	64LN		
Ambient Temperature	°C	25		
Operating Temperature Range	°C	-40	-	+85
Storage Temperature Range	°C	-45	-	+105
DC Voltage	V	0		
Input Power	dBm	-	-	10
ESD Class	-	1A		
Package Size	SMD5.0*5.0			

Notes:

1. All specifications are based on the test circuit shown;
2. In production, all specifications are measured by Agilent Network analyzer and full 2 port calibration at room temperature;
3. Electrical margin has been built into the design to account for the variations due to temperature drift and manufacturing tolerances;
4. This is the optimum impedance in order to achieve the performance show.

	SIPAT Co., Ltd. (CETC No.26 Research Institute) #14 Nanping Huayuan Road, Chongqing, China, 400060	Part Number	LBN34001	
		Rev. Date	2008-07-11	
		Ver.	2.0	Page

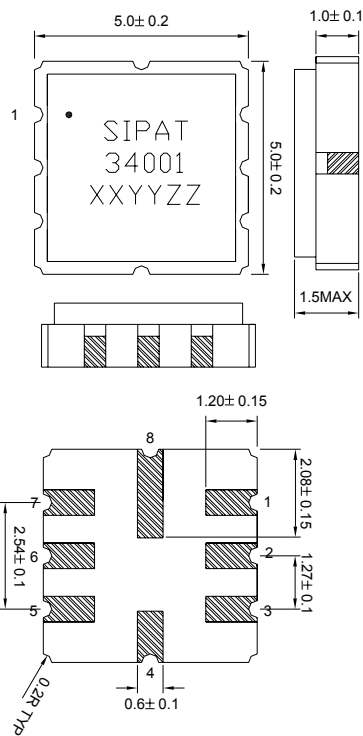
Matching Configuration



Source/Load Impedance=50 ohm

Notes - Component values may change depending on board layout.

Package Dimension



Pad Configuration:

Input 2
Output 6
Ground All Others

Marking Configuration:

- 1) •: Pad Number 1 Index
- 2) SIPAT: Manufacturer Name
- 3) 34001: Part Number
- 4) XXYY: Date(Year/month)
- 5) ZZ: Identified Code

Package: SMD5.0*5.0

Unit: mm

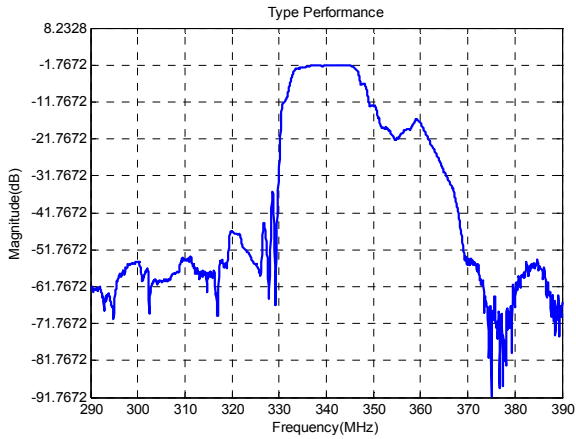


SIPAT Co., Ltd.
(CETC No.26 Research Institute)
#14 Nanping Huayuan Road,
Chongqing, China, 400060

Part Number	LBN34001	
Rev. Date	2008-07-11	
Ver.	2.0	Page 2/3

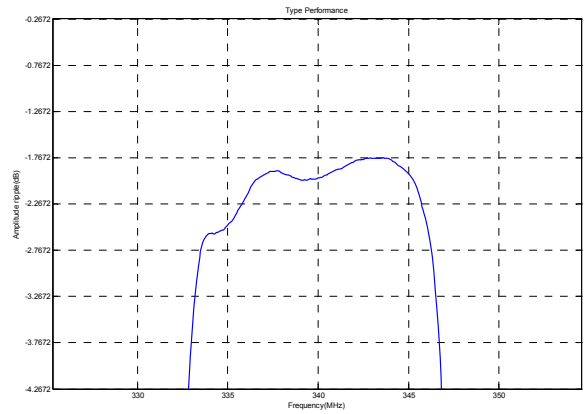
Typical Performance

Frequency Respond



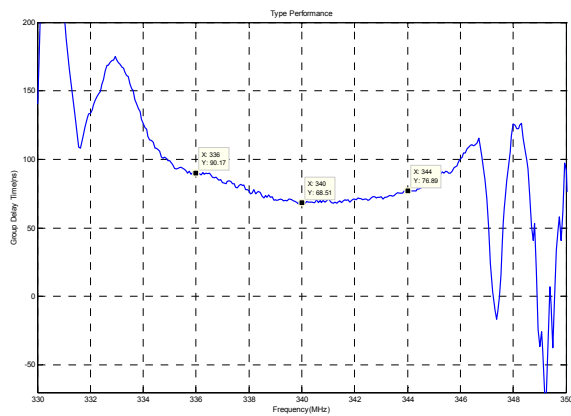
Horizontal: 10MHz/Div Vertical: 10dB/Div

Passband Respond



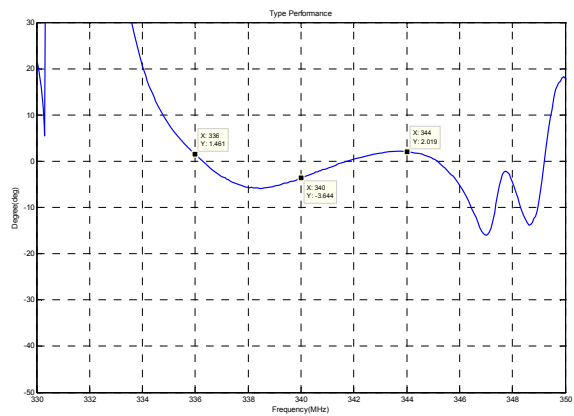
Horizontal: 5MHz/Div Vertical: 0.5dB/Div

Group Delay Variation($f_0 \pm 4\text{MHz}$)



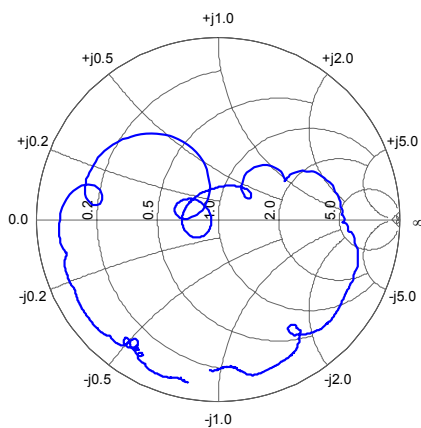
Horizontal: 2MHz/Div Vertical: 50ns/Div

Phase Linearity($f_0 \pm 4\text{MHz}$)

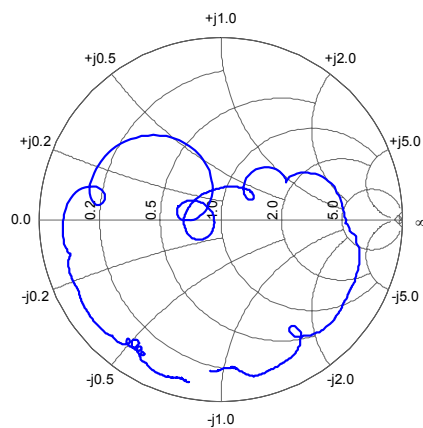


Horizontal: 2MHz/Div Vertical: 10deg/Div

Smith Chart S11



Smith Chart S22



SIPAT Co., Ltd.
(CETC No.26 Research Institute)
#14 Nanping Huayuan Road,
Chongqing, China, 400060

Part Number	LBN34001	
Rev. Date	2008-07-11	
Ver.	2.0	Page 3/3