

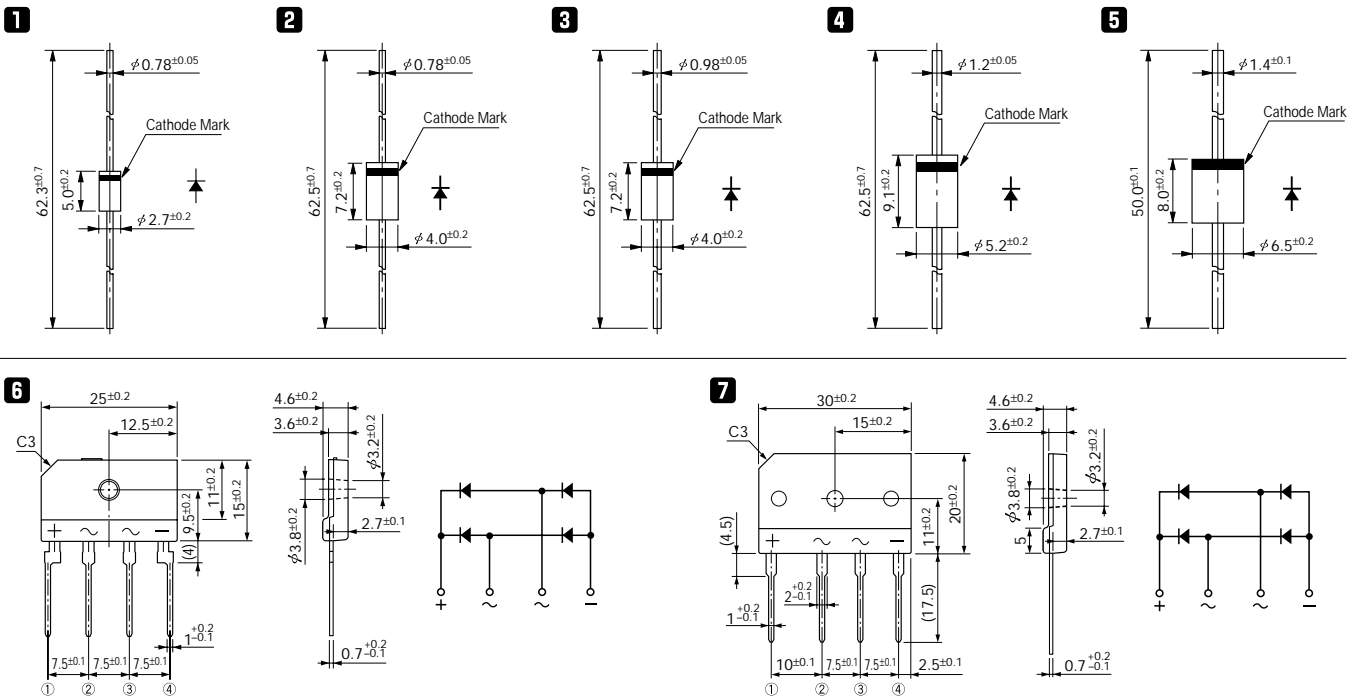
Rectifier Diodes

800V

V _{RM} (V)	Package	Part Number	I _F (A _V) (A)	I _{FSM} (A)	T _J (°C)	T _{stg} (°C)	V _F (V) max	I _F (A)	I _R (μA)	I _R (H) (μA)	R _{th(j-l)} R _{th(j-c)} (°C/W)	Mass (g)	Fig. No.	Page where characteristic curve is shown
			() is with Heatsink	50Hz Half-cycle Sinewave Single Shot					V _R = V _{RM} max	V _R = V _{RM} max				
800	Axial	RM 1B	0.8	40	-40 to +150	1.2	1.0	5	50	100	15	0.4	2	49
		EM 1B	1.0	35	-40 to +150	0.97	1.0	20	100	100	17	0.3	1	48
		EM 2B	1.2	80	-40 to +150	0.92	1.2	10	50	100	17	0.3		
		RM 11B	1.2	100	-40 to +150	0.92	1.5	10	50	100	15	0.4	2	49
		RM 10B	1.2	150	-40 to +150	0.91	1.5	10	50	100	15	0.4		
		RM 2B	1.2	100	-40 to +150	0.91	1.5	10	50	100	12	0.6	3	
		RO 2B	1.2	80	-40 to +150	0.92	1.5	10	50	100	12	0.61		
		RM 3B	2.5	120	-40 to +150	0.95	2.5	10	100	150	10	1.0	4	50
		RM 4B	1.7 (3.0)	150	-40 to +150	0.95	3.0	10	50	100	8	1.2	5	
	Bridge	RBV-408	4.0	100	-40 to +150	1.0	2.0	10	50	100	5.0	4.05	6	51
RBV-608	6.0	170	-40 to +150	0.95	3.0	10	100	100	3.0	6.45	7	52		

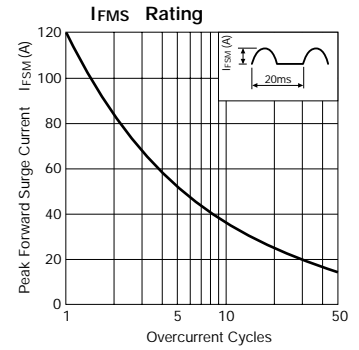
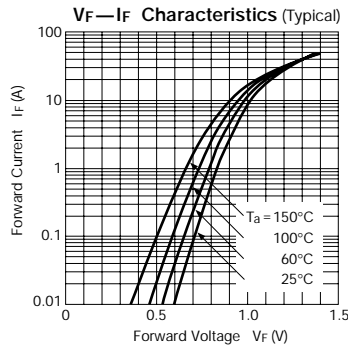
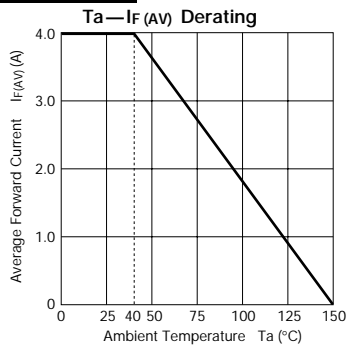
External Dimensions

Flammability: UL94V-0 or Equivalent (Unit: mm)

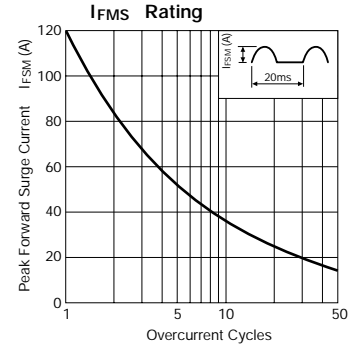
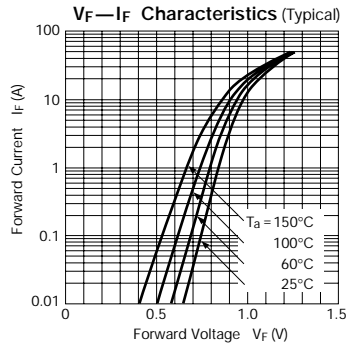
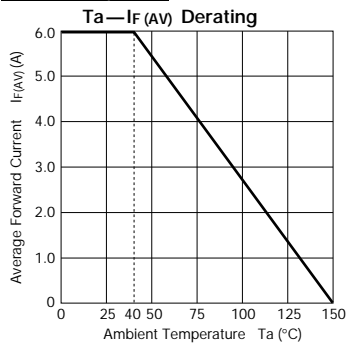


Characteristic Curves Rectifier Diodes

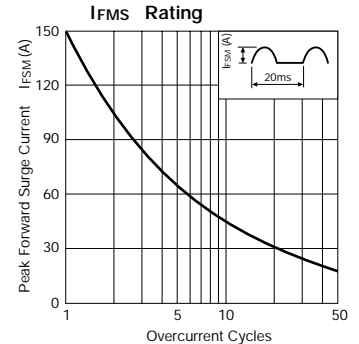
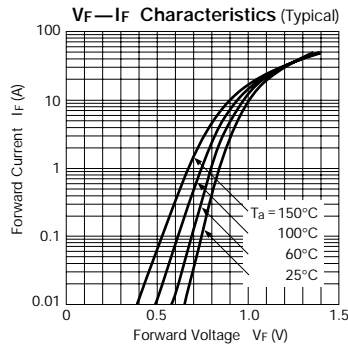
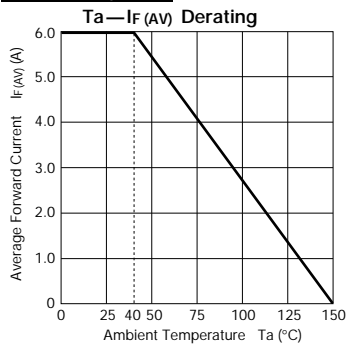
RBV-406H



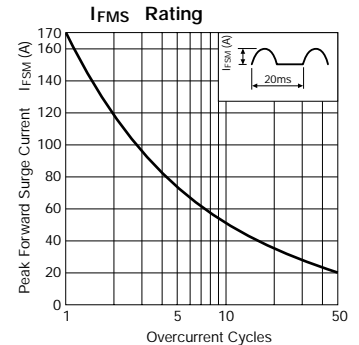
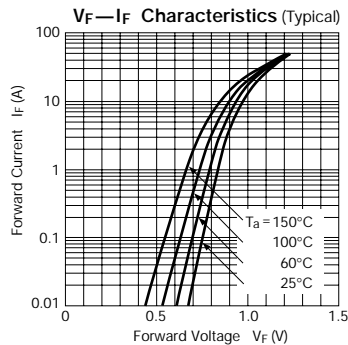
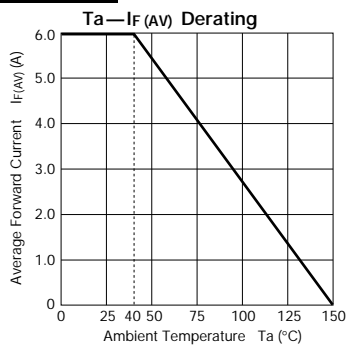
RBV-601, 602



RBV-604, 606



RBV-608



RBV-606H

