


Enclosures 198E

Push for Cost Effective Motor Starting



Suitable for direct-on-line (DOL) motor starting up to 37 A (18.5 kW) for the use in:

- Material handling
- Single drive OEM machinery
- Conveyor systems
- Fans, Refrigeration, etc.

Compact enclosures suitable for fitting the Contactors and Electronic Overload Relays of the MCS Family of Components which incorporate:

- Adjustable thermal release
- Ambient temperature compensation
- Low energy consumption
- Phase loss protection
- Trip class 10, 20
- Large current range

Wherever a motor has to be reliably started and efficiently protected – with the high IP 66 – the Enclosures 198E-AY are first choice.

- Many configurations available make it easy to select the optimal enclosure
- Shock-resistant, compact design, made of high-grade ABS, colour RAL 7035, light-gray
- Simple and time-saving planning and installation
- For single phase and triple phase applications
- Cable access from top and bottom
- Built-in earth and neutral wire terminal
- IP66 with metric cable entry gland M 20 or M 25





Rated operational current

With Flush Start & Extended Stop/Reset Buttons

AC-3, 400 V
0.1 ... 23 [A]
23 ... 37 [A]

White / Black buttons
Cat. No.
198E-AYMU5
198E-AYNU5

Green / Red buttons
Cat. No.
198E-AYMU4
198E-AYNU4



Rated operational current

For universal fitting With Blue Reset Button

AC-3, 400 V
0.1 ... 37 [A]
0.1 ... 23 [A]
23 ... 37 [A]

Cat. No.
198E-AYMN2

Cat. No.
–
198E-AYMU1
198E-AYNU1

Rated operational current

With Flush Start and Flush Stop/Reset Buttons

AC-3, 400 V
0.1 ... 23 [A]
23 ... 37 [A]


White / Black Buttons
Cat. No.
198E-AYMU3
198E-AYNU3

Green / Red Buttons
Cat. No.
198E-AYMU2
198E-AYNU2



Bringing Together Leading Brands in Industrial Automation

Selection of Contactors and Electronic Overload Relays for installation into Enclosures 198E-AY



- ① Also available for 1-phase application or with Trip Class 20 or with Automatic/Manual Reset
- ② Necessary for starters with Start/Stop Button; (impulse contact)
- ③ Possibility to add 1 additional Auxiliary Contact Block for Side Mounting
- ④ The published fuse sizes are to be considered as guidelines for the smallest size of short-circuit protective fuses for 1500 r.p.m. motors.

Motor rating Standard 3-phase motors AC-3, 400/415 V 50 Hz	Contactor	Electronic Overload Relay 3-phase application ① Manual Reset Trip Class 10	Adjustment Range	Recommended back-up fuse	Auxiliary Contact Block ②
[kW]	Cat. No.	N.O. N.C. ③	Cat. No.	[A]	[A] ④
0.02...0.06	100-C09①	0 1	193-EA1AB	0.1...0.32	2
	100-C09⑩	1 0			
0.09	100-C09①	0 1	193-EA1CB	0.32...1.0	2
	100-C09⑩	1 0			
0.12	100-C09①	0 1	193-EA1CB	0.32...1.0	3
	100-C09⑩	1 0			
0.18... 0.25	100-C09①	0 1	193-EA1CB	0.32...1.0	4
	100-C09⑩	1 0			
0.37	100-C09①	0 1	193-EA1DB	1.0...2.9	4
	100-C09⑩	1 0			
0.55... 0.75	100-C09①	0 1	193-EA1DB	1.0...2.9	6
	100-C09⑩	1 0			
1.1...1.5	100-C09①	0 1	193-EA1EB	1.0...2.9	10
	100-C09⑩	1 0			
2.2	100-C09①	0 1	193-EA1FB	3.7...12	16
	100-C09⑩	1 0			
3	100-C09①	0 1	193-EA1FB	3.7...12	20/16
	100-C09⑩	1 0			
4	100-C09①	0 1	193-EA1FB	3.7...12	25
	100-C09⑩	1 0			
5.5	100-C12①	0 1	193-EA1FB	3.7...12	32
	100-C12⑩	1 0			
7.5	100-C16①	0 1	193-EA1GB	12...32	40
	100-C16⑩	1 0			
11	100-C23①	0 1	193-EA1GB	12...32	63/50
	100-C23⑩	1 0			
15	100-C30①	0 0	193-EA1HC	12...37	80
	100-C30⑩	0 0			
18.5	100-C37①	0 0	193-EA1HC	12...37	80
	100-C37⑩	0 0			

⊗ Voltage Suffix Codes

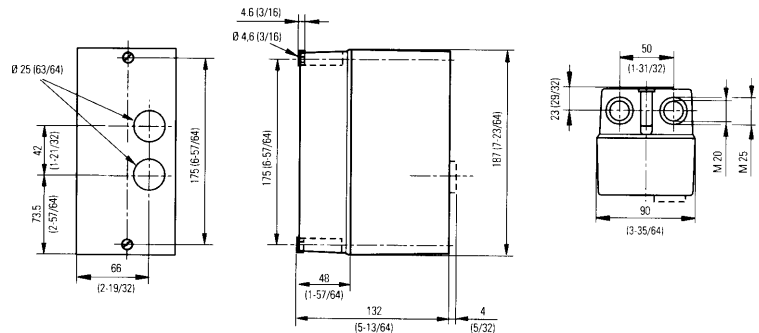

Tension [V]					
	24	48	110	230	400
50 / 60 Hz	KJ	KY	KD	KF	KN

Enclosure is not usable for DC Contactors

Accessories

Indicator Light IP 54

			Cat. No.
• Mounting in cover of enclosure	red	120 V	140-LR120
		240 V	140-LR240
		400 V	140-LR400
• 180 mm connection cable	green	120 V	140-LG120
		240 V	140-LG240
		400 V	140-LG400
• Lamp included	white	120 V	140-LW120
		240 V	140-LW240
		400 V	140-LW400



Reach us now at www.rockwellautomation.com

Wherever you need us, Rockwell Automation brings together leading brands in industrial automation including Allen-Bradley controls, Reliance Electric power transmission products, Dodge mechanical power transmission components, and Rockwell Software. Rockwell Automation's unique, flexible approach to helping customers achieve a competitive advantage is supported by thousands of authorized partners, distributors and system integrators around the world.

Americas Headquarters, 1201 South Second Street, Milwaukee, WI 53204, USA, Tel: (1) 414 382-2000, Fax: (1) 414 382-4444
European Headquarters SA/NV, Boulevard du Souverain 36, 1170 Brussels, Belgium, Tel: (32) 2 663 06 00, Fax: (32) 2 663 06 40
Asia Pacific Headquarters, 27/F Citicorp Centre, 18 Whitfield Road, Causeway Bay, Hong Kong, Tel: (852) 2887 4788, Fax: (852) 2508 1846



Rockwell Automation