


MODEL BB1020DT

SCSI Termination Resistor network Low Voltage Differential (LVD)



DISCRIPTION

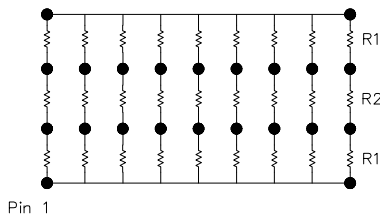
Model BB1020DT is a SCSI LVD termination network designed to terminate high performance SPI-2 (Ultra2) and SPI-3 (Ultra3) based applications. Wide SCSI bus applications can be terminated with three BB1020DT networks and a linear regulator IC.

For use in high-speed SCSI bus applications, the BB1020DT utilizes thick film resistors on a ceramic substrate with ball grid array (BGA) terminals. Resistors and solder balls reside on the same side of the ceramic substrate, resulting in the absolute minimum stray capacitance and inductance.

FEATURES

- SPI-2 (Ultra2) and SPI-3 (Ultra3) compliant
- Each network contains LVD termination for up to 9 lines
- Superior high frequency performance
- Minimal stray capacitance and inductance
- Surface mountable with automatic pick and place equipment

SCHEMATIC



R1 = 475Ω (18 places)

R2 = 121Ω (9 places)

ELECTRICAL¹

Resistance Nominal (R1 & R2)	475Ω, 121Ω
Absolute Tolerance	±1%
Temperature Coefficient of Resistance (TCR)	±100 ppm/°C
Interlead Capacitance, Maximum	0.1 pF
Operating Temperature Range	-55°C to +125°C
Power Rating (per network @ 70°C)	1 Watt

¹ Specifications subject to change without notice.

MODEL BB1020DT

MECHANICAL

Solder Ball Finish (for non-RoHS)

SnPbAg 10/88/2

Solder Ball Co-planarity

0.15 mm

Substrate Material

Al₂O₃

Resistor Material

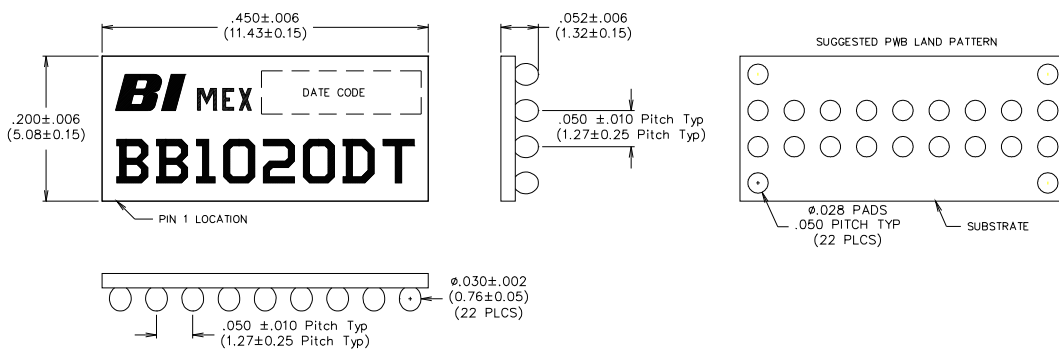
Cermet

ORDERING INFORMATION²

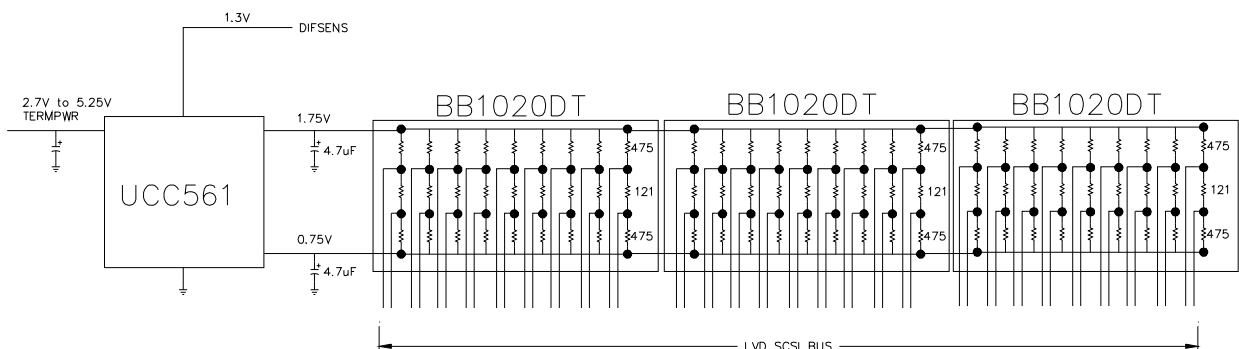
	Reel Size (inches)	Quantity/Reel	RoHS compliant ³
BB1020DT7	7	1000	No
BB1020DTLF7	7	1000	Yes
BB1020DT13	13	4000	No
BB1020DTLF13	13	4000	Yes

OUTLINE DRAWING

Units: inches / (mm)



APPLICATION NOTES



² Contact our customer service for custom designs and features.

³ Preliminary release date is Q3 2006.

BI Technologies Corporation

4200 Bonita Place, Fullerton, CA 92835 USA

Phone: 714 447 2345 Website: www.bitechnologies.com

June 13, 2006

page 2 of 2

 **electronics**
BI technologies