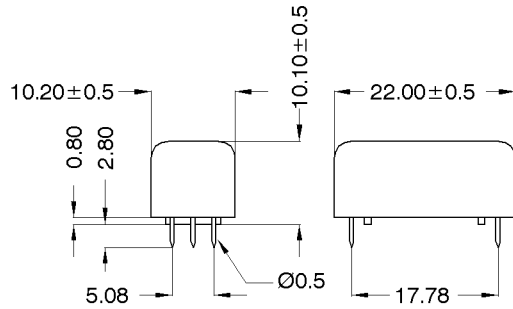



DIMENSIONS (mm)

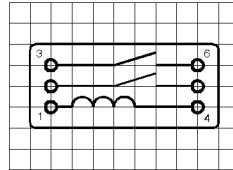


Pins: Ø0.5 mm
 L = 2.8±0.3 mm
 Material: Cu-alloy tinned

 unspecified tolerances acc. to DIN ISO 2768-m

LAYOUT (220)

pitch 2.54 mm/Top view



MARKING



MEDER-Label
 Type
 Production code,
 EN60062/Factory code

Coil Data at 20 °C	Conditions	Min	Typ	Max	Unit
Coil resistance		1.350	1.500	1.650	Ohm
Coil voltage			12		VDC
Rated power			96		mW
Pull-In voltage				8,4	VDC
Drop-Out voltage		1,8			VDC

Contact data 66	Conditions	Min	Typ	Max	Unit
Contact-form		A			
Contact rating	Any DC combination of V & A not to exceed their individual max.'s			10	W
Switching voltage	DC or Peak AC			200	V
Switching current	DC or Peak AC			0,5	A
Carry current	DC or Peak AC			1	A
Contact resistance static	Measured with 40% overdrive Start Value			150	mOhm
Insulation resistance	RH <45 %, 100 V test voltage	10			GOhm
Breakdown voltage (< 20 AT)	according to IEC 255-5	250			VDC
Operate time incl. bounce	measured with 40% overdrive			0,7	ms
Release time	measured with no coil excitation			0,05	ms
Capacity	@ 10 kHz across open switch		0,3		pF

Special Product Data	Conditions	Min	Typ	Max	Unit
Insulation resistance Coil/Contact	RH <45%, 200 VDC test voltage	10			GOhm
Dielectric Strength Coil/Contact	according to IEC 255-5	2,12			kV DC
Housing material		Metal			
Sealing compound		Voltatex CE 12 FW-UL			
Connection pins		Copper alloy tin plated			

Environmental data	Conditions	Min	Typ	Max	Unit
Shock	1/2 sine wave duration 11ms			50	g
Vibration	from 10 - 2000 Hz			20	g
Operating temperature		-20		70	°C
Storage temperature		-25		85	°C
Soldering temperature	wave soldering max. 5 sec.			260	°C
Washability		fully sealed			