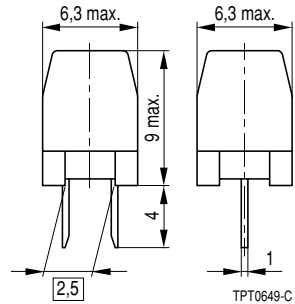


Applications

- Delayed switching of loads
- For frequent switching

Features

- Encased thermistor disk with clamp contacts
- Flame-retardant plastic case
- Case material UL-listed
- Silver-plated lead-free solder pins
- Manufacturer's logo and type designation stamped on in white
- Stable performance throughout 100 000 switching cycles



Dimensions (mm)

Delivery mode

- Packed in deep-drawn trays

General technical data

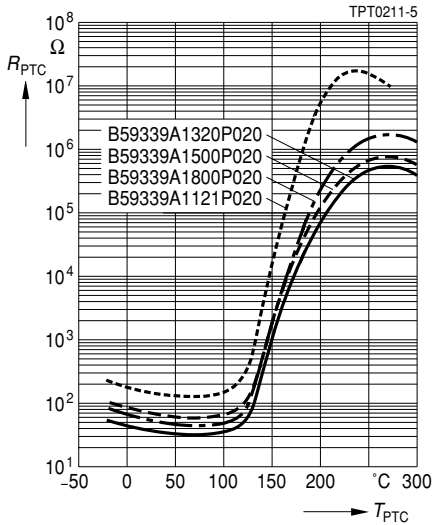
Switching cycles (typ.)	N	100000	
Switching time	t_S	$\leq 0,5$	s
Resistance tolerance	ΔR_N	$\pm 25\%$	
Operating temperature range ($V = 0$)	T_{op}	$-25/+125$	$^{\circ}\text{C}$
	T_{op}	$0/+60$	$^{\circ}\text{C}$

Electrical specifications and ordering codes

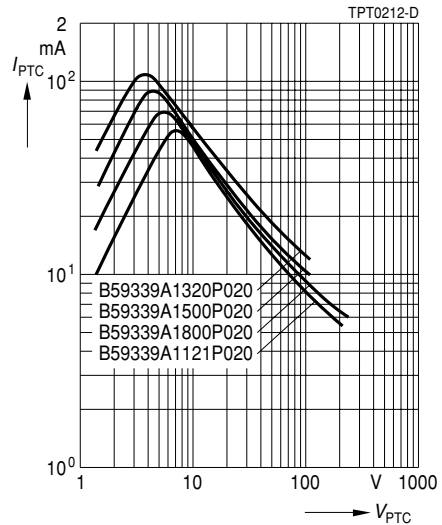
Type	T_{Ref} $^{\circ}\text{C}$	I_N mA	I_S mA	I_{Smax} ($V = V_{max}$) A	I_r ($V = V_{max}$) mA	R_N Ω	R_{min} Ω	Ordering code
$V_{max} = 80\text{ V}, V_N = 63\text{ V}$								
J 280	120	77	150	1,10	14	32	20	B59339A1320P020
J 281	120	60	120	0,90	10	50	31	B59339A1500P020
$V_{max} = 160\text{ V}, V_N = 110\text{ V}$								
J 282	120	48	100	0,70	6,0	80	50	B59339A1800P020
J 283	120	39	80	0,58	5,0	120	75	B59339A1121P020
$V_{max} = 265\text{ V}, V_N = 220\text{ V}$								
J 284	120	30	60	0,42	4,0	200	110	B59339A1201P020
J 285	120	24	50	0,33	4,0	320	200	B59339A1321P020
J 286	120	20	40	0,27	3,5	500	260	B59339A1501P020
J 287	120	15	30	0,22	3,0	800	480	B59339A1801P020
J 288	120	13	26	0,18	2,5	1200	630	B59339A1122P020
J 289	120	10	20	0,15	2,0	2000	900	B59339A1202P020
J 290	115	8	16	0,12	1,5	3200	1500	B59339A1322P020

Characteristics (typical)

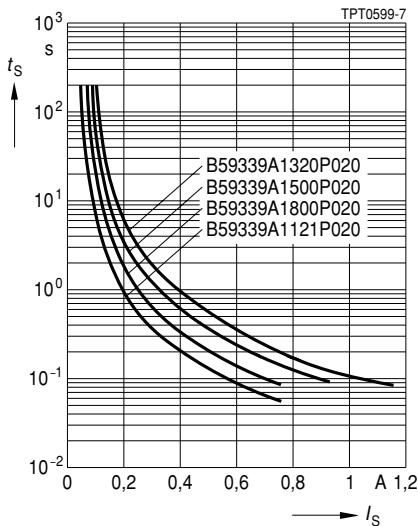
PTC resistance R_{PTC} versus
PTC temperature T_{PTC}
(measured at low signal voltage)



PTC current I_{PTC} versus PTC voltage V_{PTC}
(measured at 25 °C in still air)

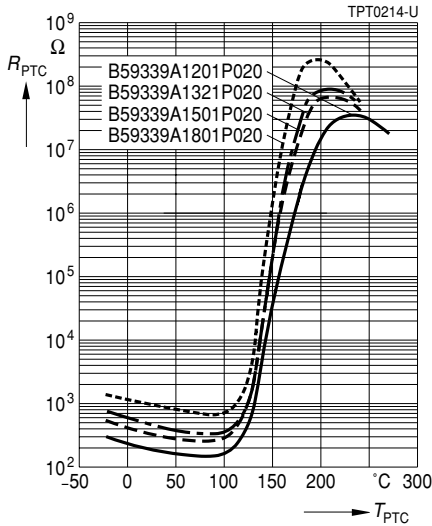


Switching time t_S versus switching current I_S
(measured at 25 °C in still air)

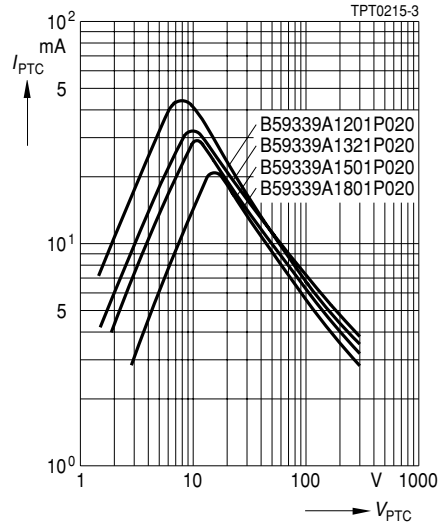


Characteristics (typical)

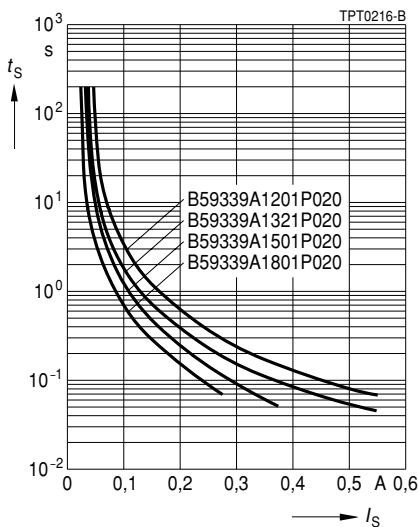
PTC resistance R_{PTC} versus
PTC temperature T_{PTC}
(measured at low signal voltage)



PTC current I_{PTC} versus PTC voltage V_{PTC}
(measured at 25 °C in still air)

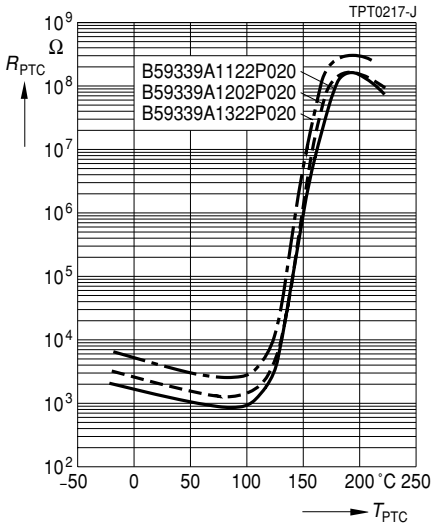


Switching time t_S versus switching current I_S
(measured at 25 °C in still air)

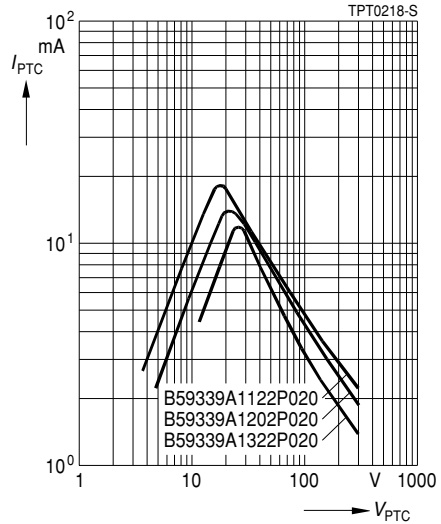


Characteristics (typical)

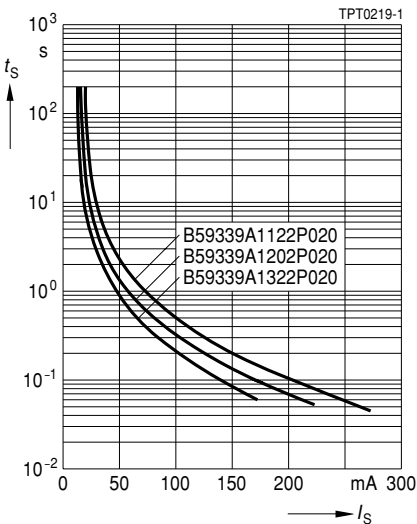
PTC resistance R_{PTC} versus
PTC temperature T_{PTC}
(measured at low signal voltage)



PTC current I_{PTC} versus PTC voltage V_{PTC}
(measured at 25 °C in still air)



Switching time t_S versus switching current I_S
(measured at 25 °C in still air)



Herausgegeben von EPCOS AG

Unternehmenskommunikation, Postfach 80 17 09, 81617 München, DEUTSCHLAND

☎ ++49 89 636 09, FAX (0 89) 636-2 26 89

© EPCOS AG 2002. Vervielfältigung, Veröffentlichung, Verbreitung und Verwertung dieser Broschüre und ihres Inhalts ohne ausdrückliche Genehmigung der EPCOS AG nicht gestattet.

Bestellungen unterliegen den vom ZVEI empfohlenen Allgemeinen Lieferbedingungen für Erzeugnisse und Leistungen der Elektroindustrie, soweit nichts anderes vereinbart wird.

Diese Broschüre ersetzt die vorige Ausgabe.

Fragen über Technik, Preise und Liefermöglichkeiten richten Sie bitte an den Ihnen nächstgelegenen Vertrieb der EPCOS AG oder an unsere Vertriebsgesellschaften im Ausland. Bauelemente können aufgrund technischer Erfordernisse Gefahrstoffe enthalten. Auskünfte darüber bitten wir unter Angabe des betreffenden Typs ebenfalls über die zuständige Vertriebsgesellschaft einzuholen.

Published by EPCOS AG

Corporate Communications, P.O. Box 80 17 09, 81617 Munich, GERMANY

☎ ++49 89 636 09, FAX (0 89) 636-2 26 89

© EPCOS AG 2002. Reproduction, publication and dissemination of this brochure and the information contained therein without EPCOS' prior express consent is prohibited.

Purchase orders are subject to the General Conditions for the Supply of Products and Services of the Electrical and Electronics Industry recommended by the ZVEI (German Electrical and Electronic Manufacturers' Association), unless otherwise agreed.

This brochure replaces the previous edition.

For questions on technology, prices and delivery please contact the Sales Offices of EPCOS AG or the international Representatives.

Due to technical requirements components may contain dangerous substances. For information on the type in question please also contact one of our Sales Offices.