

Series IAC, (S)MIAC, X4IAC

AC Input Modules

- **Status Indicating LED on X4 Series**
- **UL, CSA, and CE**

Solid state I/O switching modules deliver an electrically clean, photo-isolated, noise-free "output" interface from logic level control systems to external loads such as motors, valves, solenoids, etc. -- or an "input" interface from the load or sensors to microprocessor or computer-based logic level systems. Designed for long, reliable service in demanding industrial environments.

CRYDOM

Control over power

www.DataSheet4U.com

INPUT SPECIFICATIONS

	IAC5 (S)MIAC 5 X4IAC5	IAC15 (S)MIAC 15 X4IAC15	IAC24 (S)MIAC 24 X4IAC24	IAC5A (S)MIAC 5A X4IAC5A	IAC15A (S)MIAC 15A X4IAC15A	IAC24A (S)MIAC 24A X4IAC24A
Nominal input voltage [Vrms/Vdc]	120	120	120	240	240	240
Minimum Input Voltage [Vrms/Vdc]	90	90	90	180	180	180
Maximum Input Voltage [Vrms/Vdc]	140	140	140	280	280	280
Maximum Input Current [mA rms]	10	10	10	8	8	8
Drop Out Current [mA rms]	2.5	2.5	2.5	1.5	1.5	1.5
Allowable Off-state Current [mA rms]	3.0	3.0	3.0	2.0	2.0	2.0
Allowable Off-state Voltage [Vrms/Vdc]	50.0	50.0	50.0	120	120	120

OUTPUT SPECIFICATIONS

Nominal Logic Voltage [Vdc]	5	15	24	5	15	24
Minimum Logic Voltage [Vdc] (X4 Series)	1.5 (3)	8.5 (10)	16.5 (18)	1.5 (3)	8.5 (10)	16.5 (18)
Maximum Logic Voltage [Vdc] (X4 Series)	6.0 (7)	18.5 (20)	30.5 (32)	6.0 (7)	18.5 (20)	30.5 (32)
Typical Logic Supply Current [mAdc]	10	10	10	10	10	10
Max. Logic Supply Current [mAdc]	18.5	16	14	18.5	16	14
Max. Logic Sup. Leak. Current [μ Adc]	10	10	10	10	10	10
Maximum Output Voltage [Vdc]	30	30	30	30	30	30
Maximum Output Current [mAdc]	50	50	50	50	50	50
Max. Output Leakage Current [μ Adc]	10	10	10	10	10	10
Max. Output Voltage Drop [mVdc]	200	200	200	200	200	200
Maximum Turn-on Time [msec]	20	20	20	20	20	20
Maximum Turn-off Time [msec]	30	30	30	30	30	30

© 2002 CRYDOM CORP Specifications subject to change without notice.

For recommended applications and more information contact:

USA: Sales Support (877) 502-5500 **Tech Support** (877) 702-7700 **FAX** (619) 710-8540
Crydom Corp, 2320 Paseo de las Americas, Ste. 201, San Diego, CA 92154

Email: sales@crydom.com **WEB SITE:** <http://www.crydom.com>

UK: +44 (0)1202 365070 • **FAX** +44 (0)1202 365090 Crydom International Ltd., 7 Cobham Road, Ferndown Industrial Estate, Ferndown, Dorset BH21 7PE, **Email:** intsales@crydom.com.

GERMANY: +49 (0)180 3000 506





Series IAC, (S)MIAC, X4IAC

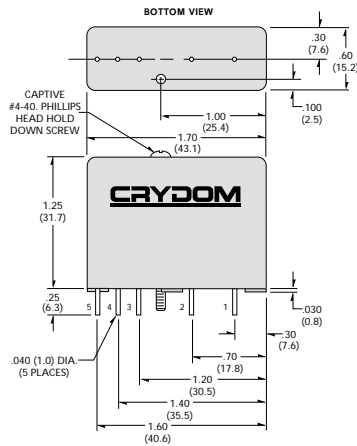
AC Input Modules

GENERAL SPECIFICATIONS

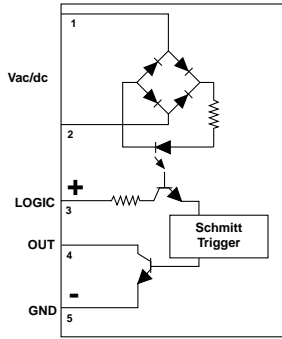
Operating temperature range	Ɖ30 to +80°C
Storage temperature range	Ɖ40 to +100°C
Isolation	4,000 V rms
Capacitance input to output	8 pF
Line frequency range	47 to 63 Hz
Package Color	Yellow

WIRING & MECHANICAL DIAGRAMS

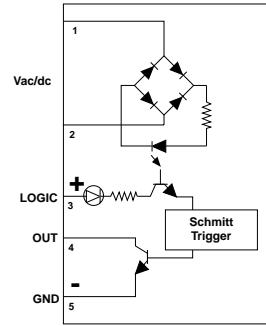
Standard Series, IAC



Standard and Mini Pack

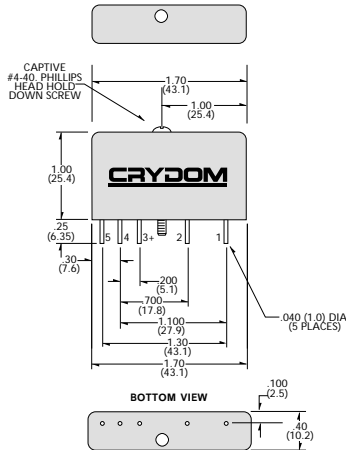


X4 Series

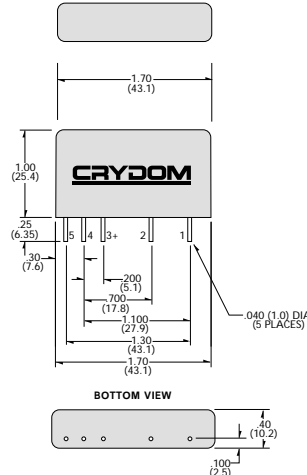


MINI-PACK Series, (S)MIAC

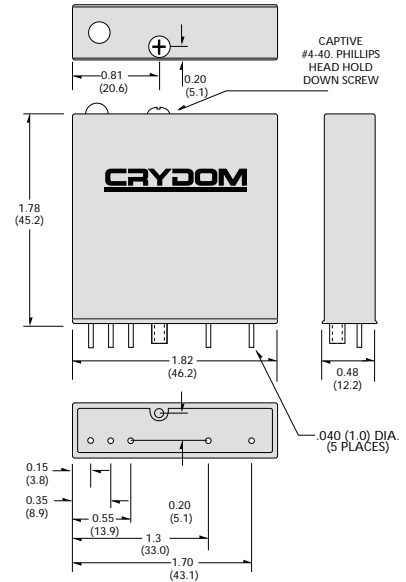
SM Prefix



M Prefix



X4 Series, X4IAC



APPLICATION NOTES

⚠ Do not install or remove modules in live (electrically hot) circuits. High voltage may be present.

⚠ An externally located commutating diode must be installed across inductive loads

⚠ I/O module boards also available

All dimensions are in inches (millimeters)

© 2002 CRYDOM CORP Specifications subject to change without notice.

