

PLEASE CHECK WWW.MOLEX.COM FOR LATEST PART INFORMATION

Part Number: [0351550911](#)
Status: **Active**
Description: 2.50mm (.098") Pitch Wire-to-Board Housing, Positive Lock, Black, 9 Circuits

Documents:

[3D Model](#) [Product Specification PS-35155-003 \(PDF\)](#)
[Drawing \(PDF\)](#) [RoHS Certificate of Compliance \(PDF\)](#)

Agency Certification

CSA	LR19980
TUV	R72081037
UL	E29179

General

Product Family	Crimp Housings
Series	35155
Product Name	N/A

Physical

Breakaway	No
Circuits (maximum)	9
Color - Resin	Natural
Flammability	94V-0
Gender	Female
Glow-Wire Compliant	No
Keying to Mating Part	None
Lock to Mating Part	Yes
Material - Resin	Polyester
Number of Rows	1
Packaging Type	Bag
Panel Mount	No
Pitch - Mating Interface (in)	0.098 In
Pitch - Mating Interface (mm)	2.50 mm
Polarized to Mating Part	Yes
Temperature Range - Operating	-40°C to +105°C

Material Info

Reference - Drawing Numbers

Product Specification	PS-35155-003
Sales Drawing	SD-35155-001



EU RoHS

**ELV and RoHS
Compliant**
**REACH SVHC
Not Reviewed**
**Halogen-Free
Status
Not Reviewed**

China RoHS



**Need more information on product
environmental compliance?**

Email productcompliance@molex.com
 For a multiple part number RoHS Certificate of
 Compliance, [click here](#)

Please visit the [Contact Us](#) section for any
 non-product compliance questions.

Search Parts in this Series

[35155Series](#)

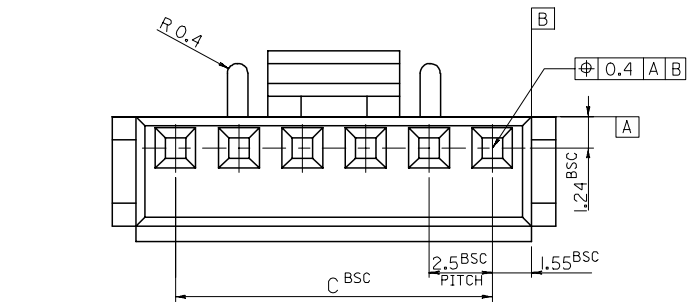
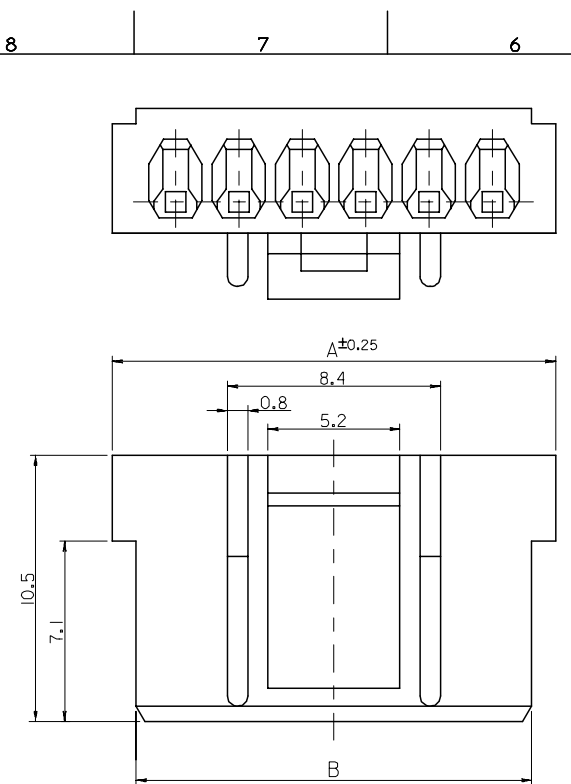
Mates With

[35312](#) Vertical Shrouded Header, [35184](#)
 Wire-to-Wire Plug Housing

Use With

[5103](#) SPOX™ Crimp Terminal

DWG. NO. SD-35155-001
 PROJECT NO. 35155-**-0*
 SIMILAR ITEM
 DO NOT SCALE DRAWING DIMENSION IN METRIC

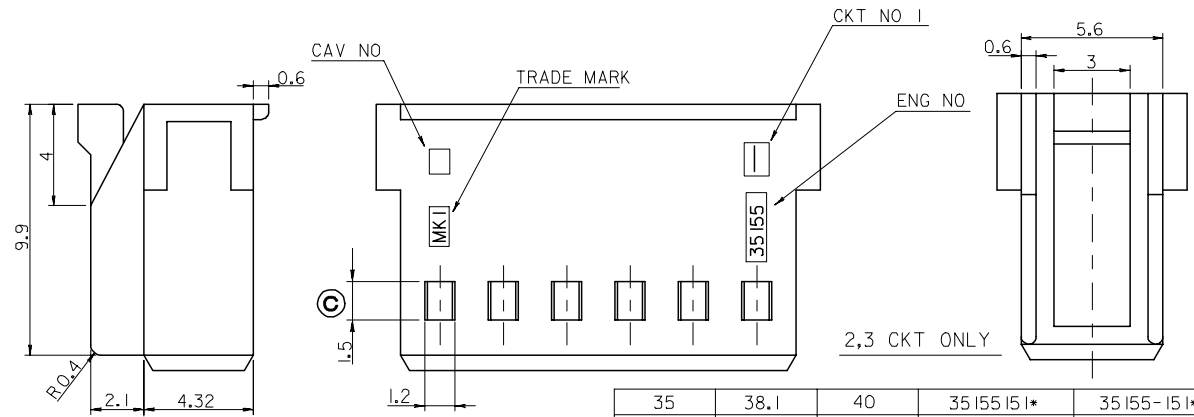


© LEGEND

35155 - ** I *

COLOR : 0 --- NATURAL
 1 --- BLACK
 2 --- RED
 3 --- YELLOW
 4 --- BLUE

CKT (02,03,04 ...)



35	38.1	40	35155151*	35155-151*	15
32.5	35.6	37.5	141*	-141*	14
30	33.1	35	131*	-131*	13
27.5	30.6	32.5	121*	-121*	12
25	28.1	30	111*	-111*	11
22.5	25.6	27.5	101*	-101*	10
20	23.1	25	091*	-091*	9
17.5	20.6	22.5	081*	-081*	8
15	18.1	20	071*	-071*	7
12.5	15.6	17.5	061*	-061*	6
10	13.1	15	051*	-051*	5
7.5	10.6	12.5	041*	-041*	4
5	8.1	10	031*	-031*	3
2.5	5.6	7.5	35155021*	35155-021*	2
C	B	A	MATERIAL NO.	ENG NO.	CKT.

- NOTE
- MATERIAL ; PBT UL 94V-0
 - USED WITH TERMINAL : 5103-PBT9 ©
 - MATED WITH WAFER ASS'Y : 35312-*****

Revised ECN NO. KOR2006-0105 DRWN: J.H.Lee 0/03/22 CHK: Y.SooKim 05/12/12 APPR: S.H.Chol	QUALITY SYMBOLS MAJOR CRITICAL C	GENERAL TOLERANCES: (UNLESS SPECIFIED) <table border="1"> <tr> <td></td> <td>mm</td> <td>INCH</td> </tr> <tr> <td>4 PLACES</td> <td>±0.</td> <td>±</td> </tr> <tr> <td>3 PLACES</td> <td>±0.</td> <td>±</td> </tr> <tr> <td>2 PLACES</td> <td>±0.</td> <td>±</td> </tr> <tr> <td>1 PLACE</td> <td>±0.1</td> <td>±</td> </tr> </table>		mm	INCH	4 PLACES	±0.	±	3 PLACES	±0.	±	2 PLACES	±0.	±	1 PLACE	±0.1	±	SCALE 5-1 DESIGN UNITS <input checked="" type="checkbox"/> mm <input type="checkbox"/> INCH THIRD ANGLE PROJECTION <input type="checkbox"/> mm <input type="checkbox"/> INCH <input checked="" type="checkbox"/> mm ONLY	DRAWN BY & DATE K.S.Kim 04/08/10 CHECKED BY & DATE Y.Soo.Kim 04/08/26 APPROVED BY & DATE C.W.Lee 04/08/26	TITLE: 2.5 PITCH W/B CONN. HOUSING (WITH LOCK)	DIMENSIONS: <input type="checkbox"/> mm <input type="checkbox"/> INCH <input checked="" type="checkbox"/> mm ONLY	SHT REV REVISE ON CAD ONLY
		mm	INCH																			
4 PLACES	±0.	±																				
3 PLACES	±0.	±																				
2 PLACES	±0.	±																				
1 PLACE	±0.1	±																				
CAD FILENAME SD-35155-001	MATERIAL NO. SEE TABLE	DRAWING NO. SD-35155-001	SHEET NO. 1/1	THIS DRAWING CONTAINS INFORMATION THAT IS PROPRIETARY TO MOLEX INCORPORATED AND SHOULD NOT BE USED WITHOUT WRITTEN PERMISSION.	SIZE B																	