

2SB1184F5

Transistor, PNP

Features

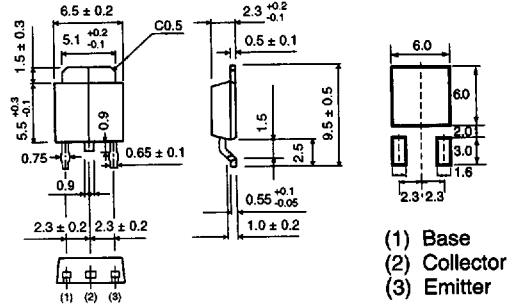
- available in CPT F5 (SC-63) package
- package marking: B1184★□, where ★ is h_{FE} code and □ is lot number
- low collector saturation voltage, typically $V_{CE(sat)} = -0.5$ V for $I_C/I_B = -2$ A/-0.2 A
- complementary pair with 2SD1760F5

Applications

- high gain power amplifier

Dimensions (Units : mm)

2SB1184F5 (CPT F5)



Absolute maximum ratings ($T_a = 25^\circ\text{C}$)

Parameter	Symbol	Limits	Unit	Conditions
Collector-to-base voltage	V_{CBO}	-60	V	
Collector-to-emitter voltage	V_{CEO}	-50	V	
Emitter-to-base voltage	V_{EBO}	-5	V	
Collector current	I_C	-3	A	DC
		-4.5		Single pulse, $P_W = 100$ ms
Collector dissipation	P_C	1	W	$T_a = 25^\circ\text{C}$
		15		$T_C = 25^\circ\text{C}$
Junction temperature	T_j	150	$^\circ\text{C}$	
Storage temperature	T_{stg}	-55 ~ +150	$^\circ\text{C}$	

Electrical characteristics (unless otherwise noted, $T_a = 25^\circ\text{C}$)

Parameter	Symbol	Min	Typical	Max	Unit	Conditions
Collector-to-base breakdown voltage	BV_{CBO}	-60			V	$I_C = -50 \mu\text{A}$
Collector-to-emitter breakdown voltage	BV_{CEO}	-50			V	$I_C = -1\text{mA}$
Emitter-to-base breakdown voltage	BV_{EBO}	-5			V	$I_E = -50 \mu\text{A}$
Collector cutoff current	I_{CBO}			-1.0	μA	$V_{CB} = -40\text{V}$
Emitter cutoff current	I_{EBO}			-1.0	μA	$V_{EB} = -4\text{V}$
DC current gain	h_{FE}	82		390		$V_{CE} = -3\text{V}$, $I_C = -0.5\text{A}$, single pulse
Collector-to-emitter saturation voltage	$V_{CE(sat)}$		-0.5	-1.0	V	$I_C/I_B = -2\text{A}/-0.2\text{A}$, single pulse
Base-to-emitter saturation voltage	$V_{BE(sat)}$			-1.5	V	$I_C/I_B = -2\text{A}/-0.2\text{A}$, single pulse
Transition frequency	f_T		70		MHz	$V_{CE} = -5\text{V}$, $I_E = 0.5\text{A}$, $f = 30\text{MHz}$
Output capacitance	C_{ob}		25		pF	$V_{CB} = -10\text{V}$, $I_E = 0\text{A}$, $f = 1\text{MHz}$

h_{FE} rankings

Item	P	Q	R
h_{FE}	82 ~ 180	120 ~ 270	180 ~ 390

Electrical characteristic curves

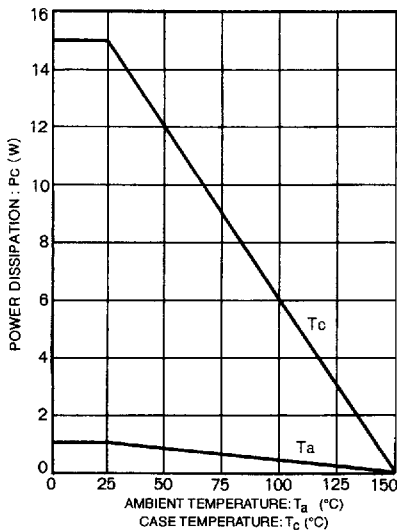


Figure 1

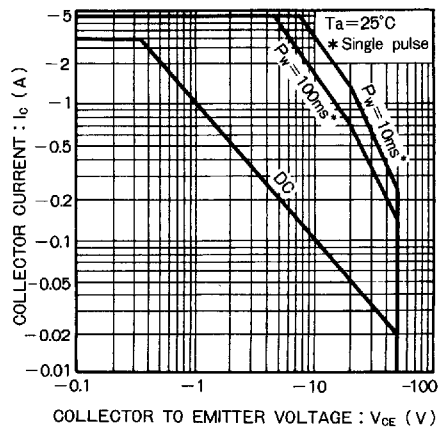


Figure 2

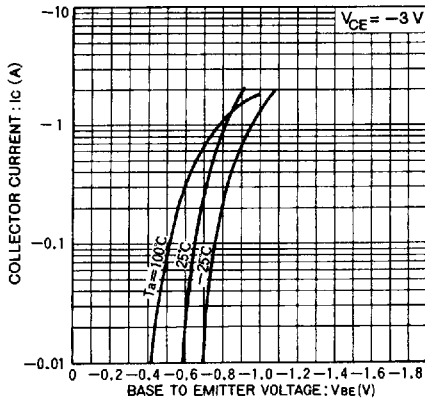


Figure 3

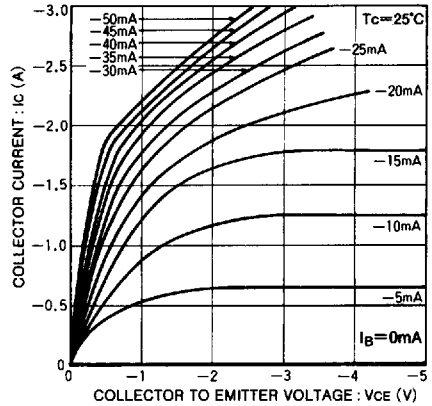


Figure 4

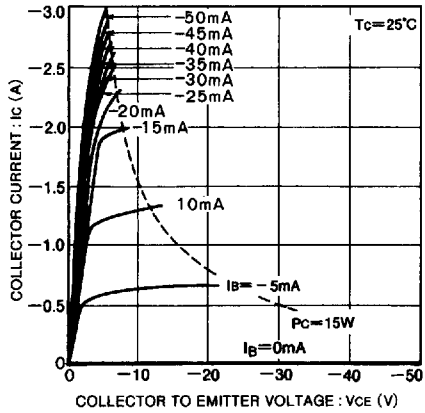


Figure 5

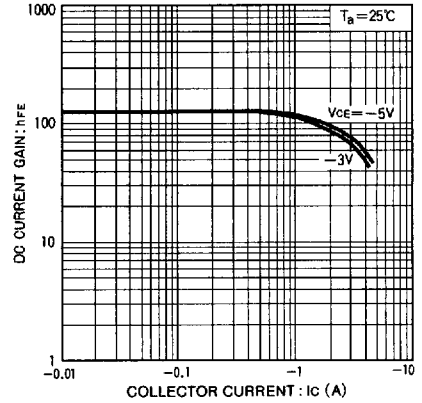


Figure 6

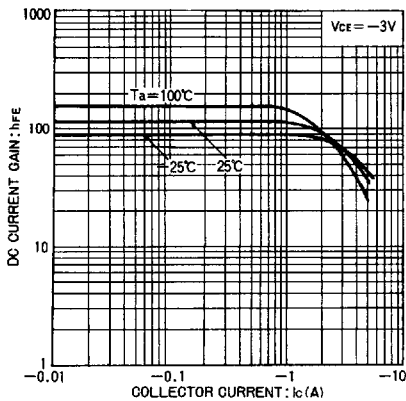


Figure 7

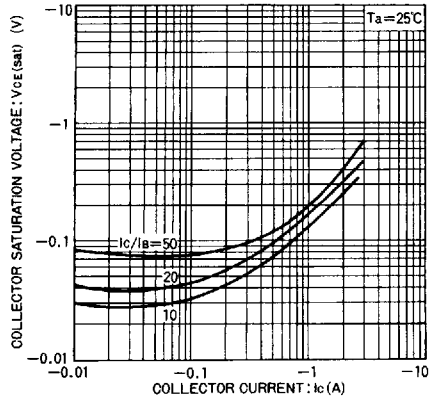


Figure 8

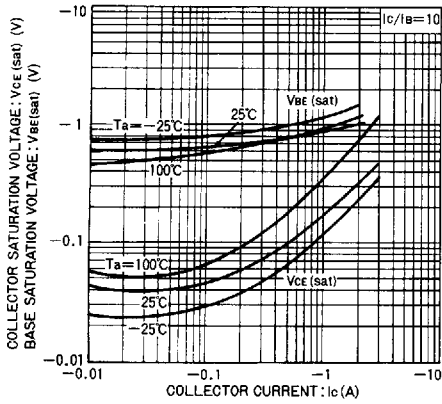


Figure 9

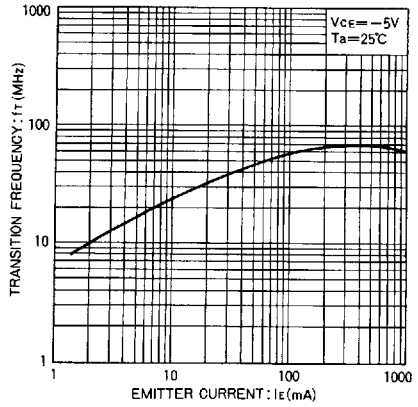


Figure 10

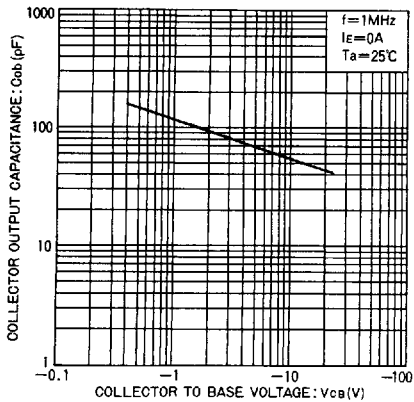


Figure 11

Ordering information

Package	Tape
Code	TL
Basic order quantity	2500
2SB1184F5	★
★ = Standard, ☆ = Semi-standard, * = Special order	