

## PHASE NOISE (1 Hz BW, typical)

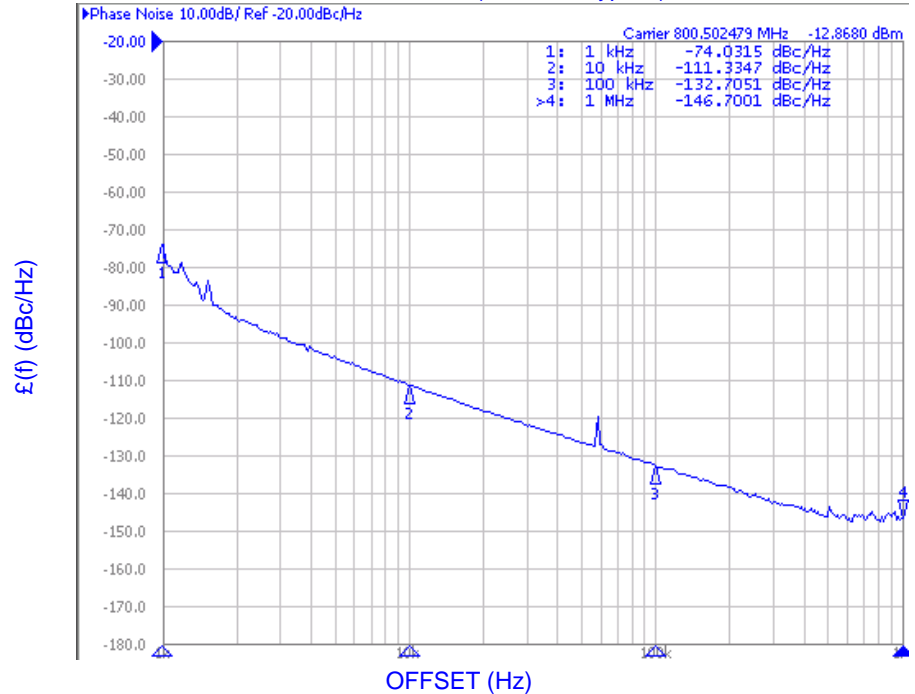
9939 Via Pasar | San Diego, CA 92126  
 TEL: (858) 621-2700 | FAX: (858) 621-2722  
 URL: [www.zcomm.com](http://www.zcomm.com)  
 EMAIL: [applications@zcomm.com](mailto:applications@zcomm.com)

**Voltage-Controlled Oscillator  
 Surface Mount Module**
**Applications**

- Digital Cellular
- Sat Comm
- Scanner board

**Application Notes**

- AN-101: Mounting and Grounding
- AN-102: Output Loading
- AN-107: Manual Soldering


**Performance Specifications**

	Min	Typ	Max	Units
Oscillation Frequency Range	797		803	MHz
Phase Noise @ 10 kHz offset (1 Hz BW)		-111		dBc/Hz
Harmonic Suppression (2nd)		-28		dBc
Tuning Voltage	1		4	Vdc
Tuning Sensitivity (avg.)		18		MHz/V
Power Output	-8	-6.5	-5	dBm
Load Impedance		50		$\Omega$
Input Capacitance			100	pF
Pushing			1	MHz/V
Pulling (14 dB Return Loss, Any Phase)			1	MHz
Operating Temperature Range	-30		85	$^{\circ}\text{C}$
Package Style		MINI-14S		

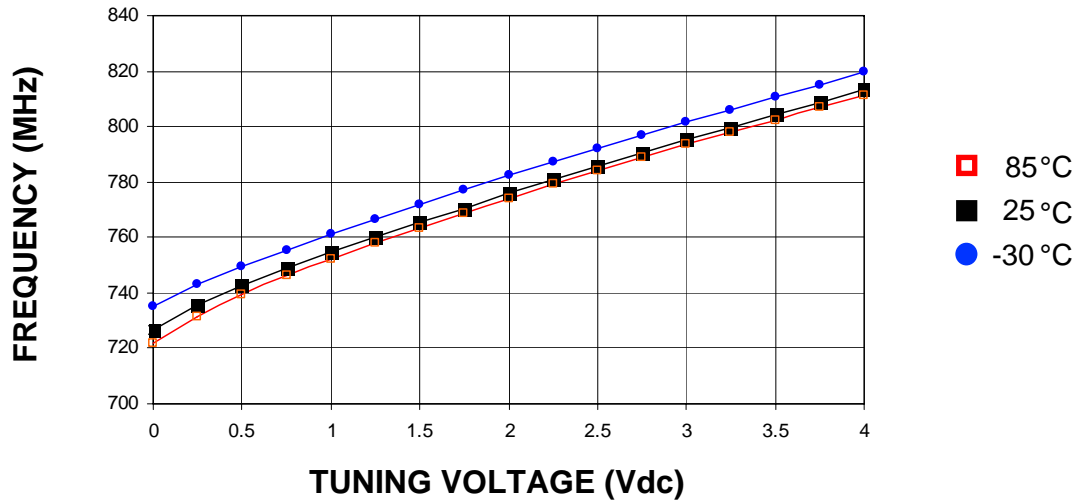
**Power Supply Requirements**

	Min	Typ	Max	Units
Supply Voltage (Vcc, nom.)		5		Vdc
Supply Current (Icc)		23	26	mA

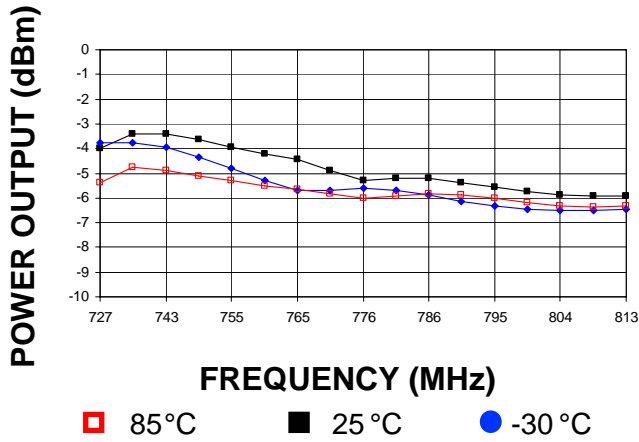
**Additional Notes**

LFSuffix = RoHS Compliant. All specifications are subject to change without notice.

Tuning Curve, typ.



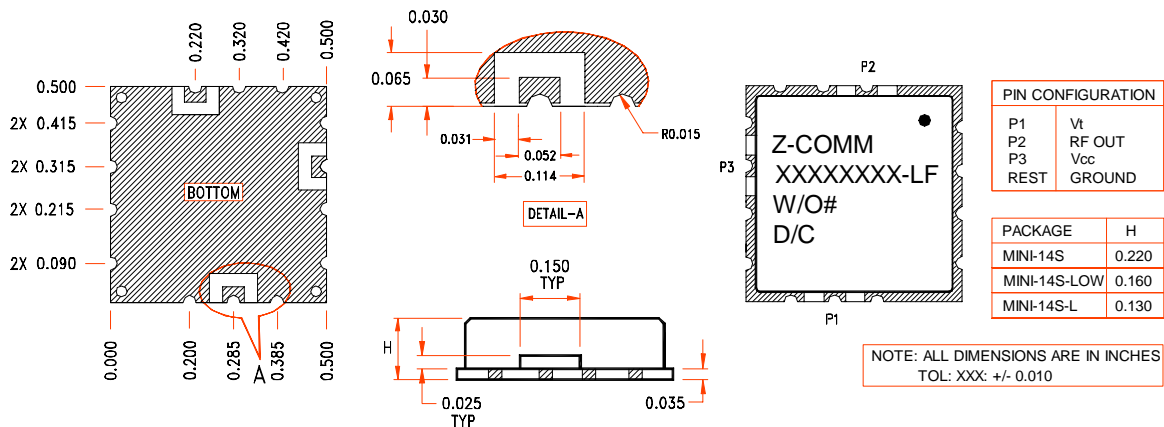
Power Curve, typ.



Footprint



Physical Dimensions



LFSuffix = RoHS Compliant. All specifications are subject to change without notice.