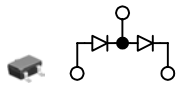
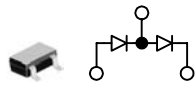


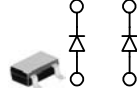
Pin diode for FM / AM AGC
FM / AM AGC用ピンダイオード



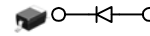
KP2310R
(SOT23C-3)



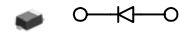
KP2310S
(SOT23-3)



KP2310BR
(SOT23C-4)



KP2311E
(URD)



KP2311K
(UFD)

FEATURES

- Included Twin Element: KP2310R, KP2310S
- Independent Twin Element: KP2310BR
- Included Single Element: KP2311E, KP2311K
- Excellent Intercept
- Low distortion
- ツインタイプ素子1組搭載: KP2310R, KP2310S,
- 独立2素子搭載: KP2310BR
- 1素子搭載: KP2311E, KP2311K
- 優れた2信号特性
- 少ない歪み

SELECTION CHARTS

Type	V _{R,MIN} (V)	Series resistance R _S (Ω)				Diode capacitance C _i (pF)			Forward voltage V _F (V)			I _F (mA)	P _D (mW)	T _{STG} (°C)	T _{OP} (°C)
		Min.	Typ.	Max.	I _f (mA)	Min.	Typ.	Max.	V _R (V)	Max.	I _{F@}				
KP2310R	40		3.50	7.0	10		0.6	1.0	20.0@0.85 1MHz	10mA	40	100	-55 to 125	-40 to 85	
KP2310S	40		3.50	7.0	10		0.6	1.0	20.0@0.85 1MHz	10mA	40	100	-55 to 125	-40 to 85	
KP2310BR	40		3.50	7.0	10		0.6	1.0	20.0@0.85 1MHz	10mA	40	100	-55 to 125	-40 to 85	
KP2311E	40		3.50	7.0	10		0.6	1.0	20.0@0.85 1MHz	10mA	40	100	-55 to 125	-40 to 85	
KP2311K	40		3.50	7.0	10		0.6	1.0	20.0@0.85 1MHz	10mA	40	100	-55 to 125	-40 to 85	

* Diode Capacitance measured with Agilent 4279A or equivalent instruments (at OSC level 20±5mVrms)
 容量測定器は、Agilent 4279A又は相当品。OSCレベル 20±5mVrms。

* Resistance meter is Agilent 4291B or equivalent instruments.
 直列抵抗測定器は、Agilent 4291B又は相当品。

TYPICAL CHARACTERISTICS

- Series Resistance versus Forward Current
 順方向電流対直列抵抗 f=100MHz, T_A=25°C
- Forward Current versus Forward Voltage
 順方向電圧対順方向電流 T_A=25°C

