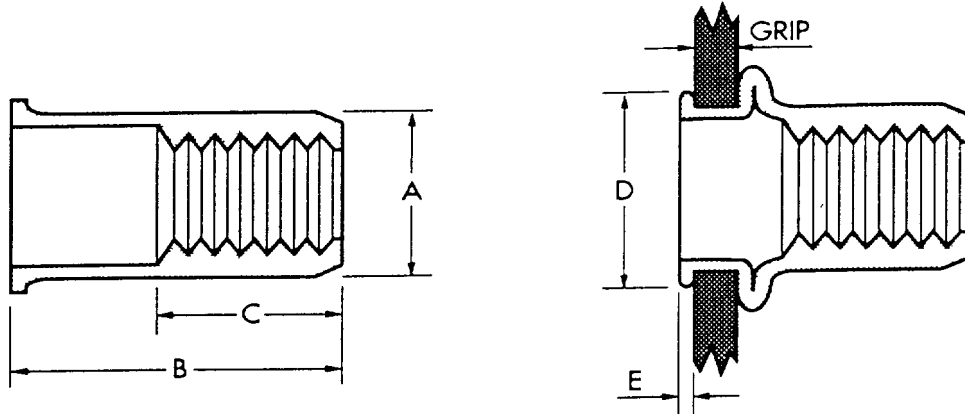


320-055/080
 7
 10
Avdel

TECHNICAL DATA

MATERIAL	FINISH
Low carbon steel to B.S. 970-040 A04	Zinc plated and passivated to B.S. 3382

THIN SHEET NUTSERT
 Commercial 9650 series



METRIC DIMENSIONS							Thread type & size	PART N°	IMPERIAL DIMENSIONS						
Recommended hole size min / max	Grip Range min / max	A max.	B max.	C max.	D max.	E max.			Recommended hole size min / max	Grip Range min / max	A max.	B max.	C max.	D max.	E max.
7.14/7.23	0.51/3.00	7.11	11.81	6.10	8.00	0.51	3/16 BSW	09651-00614	.281/.2845	.020/.118	.280	.465	.240	.315	.020
9.53/9.61	0.76/3.25	9.50	14.60	8.51	10.67	0.76	1/4 BSW	09651-00819	.375/.3785	.030/.128	.374	.575	.335	.420	.030
10.60/10.68	0.91/3.25	10.57	16.00	9.27	11.68	0.76	5/16 BSW	09651-06021	.417/.4205	.036/.128	.416	.630	.365	.460	.030
9.53/9.61	0.76/3.25	9.50	14.60	8.51	10.67	0.76	1/4 BSF	09652-00819	.375/.3785	.030/.128	.374	.575	.335	.420	.030
10.60/10.68	0.91/3.25	10.57	16.00	9.27	11.68	0.76	5/16 BSF	09652-06021	.417/.4205	.036/.128	.416	.630	.365	.460	.030
6.35/6.44	0.51/2.00	6.32	10.41	6.35	6.86	0.51	4 BA	09653-00413	.250/.2535	.020/.079	.249	.410	.250	.270	.020
7.14/7.23	0.51/3.00	7.11	11.81	6.10	8.00	0.51	2 BA	09653-00214	.281/.2845	.020/.118	.280	.465	.240	.315	.020
9.53/9.60	0.76/3.25	9.50	14.60	8.51	10.67	0.76	0 BA	09653-00019	.375/.3785	.030/.128	.374	.575	.335	.420	.030
9.53/9.61	0.76/3.25	9.50	14.60	8.51	10.67	0.76	1/4 UNC	09654-00819	.375/.3785	.030/.128	.374	.575	.335	.420	.030
10.60/10.68	0.91/3.25	10.57	16.00	9.27	11.68	0.76	5/16 UNC	09654-06021	.417/.4205	.036/.128	.416	.630	.365	.460	.030
6.35/6.44	0.51/2.00	6.32	10.41	6.35	6.86	0.51	6 UNC	09655-00613	.250/.2535	.020/.079	.249	.410	.250	.270	.020
6.35/6.44	0.51/2.00	6.32	10.41	6.35	6.86	0.51	8 UNC	09655-00813	.250/.2535	.020/.079	.249	.410	.250	.270	.020
7.14/7.23	0.51/3.00	7.11	11.81	6.10	8.00	0.51	10 UNC	09655-01014	.281/.2845	.020/.118	.280	.465	.240	.315	.020
9.53/9.61	0.76/3.25	9.50	14.60	8.51	10.67	0.76	1/4 UNF	09656-00819	.375/.3785	.030/.128	.374	.575	.335	.420	.030
10.60/10.68	0.91/3.25	10.57	16.00	9.27	11.68	0.76	5/16 UNF	09656-06021	.417/.4205	.036/.128	.416	.630	.365	.460	.030
6.35/6.44	0.51/2.00	6.32	10.41	6.35	6.86	0.51	6 UNF	09657-00613	.250/.2535	.020/.079	.249	.410	.250	.270	.020
6.35/6.44	0.51/2.00	6.32	10.41	6.35	6.86	0.51	8 UNF	09657-00813	.250/.2535	.020/.079	.249	.410	.250	.270	.020
7.14/7.23	0.51/3.00	7.11	11.81	6.10	8.00	0.51	10 UNF	09657-01014	.281/.2845	.020/.118	.280	.465	.240	.315	.020
4.75/4.84	0.51/1.50	4.72	9.02	5.47	5.84	0.38	M3 x 0.5	09658-00310	.187/.1905	.020/.059	.186	.355	.215	.230	.015
6.35/6.44	0.51/2.00	6.32	10.41	6.48	6.86	0.51	M4 x 0.7	09658-00413	.250/.2535	.020/.079	.249	.410	.255	.270	.020
7.14/7.23	0.51/3.00	7.11	11.81	6.23	8.00	0.51	M5 x 0.8	09658-00514	.281/.2845	.020/.118	.280	.465	.245	.315	.020
9.53/9.61	0.76/3.25	9.50	14.60	8.64	10.67	0.76	M6 x 1.00	09658-00619	.375/.3785	.030/.128	.374	.575	.340	.420	.030
10.60/10.68	0.91/3.70	10.57	16.00	10.03	11.68	0.76	M8 x 1.25	09658-05821	.417/.4205	.036/.146	.416	.630	.395	.460	.030

NOTE: Part numbers reversed white out of black are non-standard inserts and are subject to special quotation and delivery.

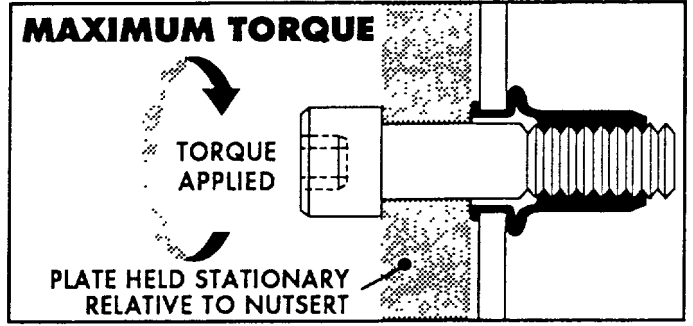
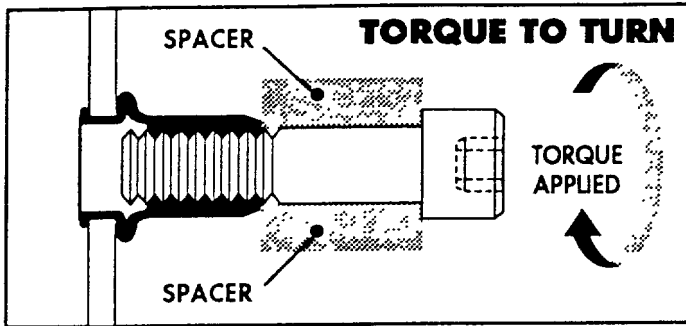
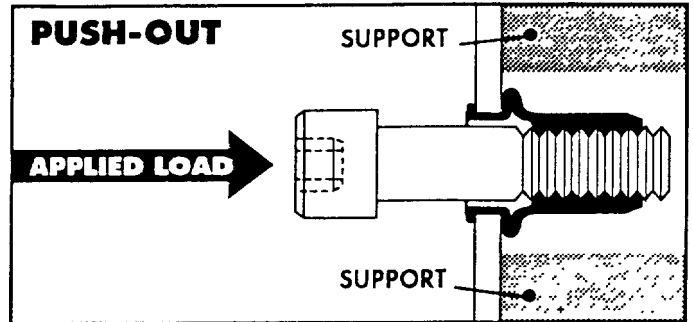
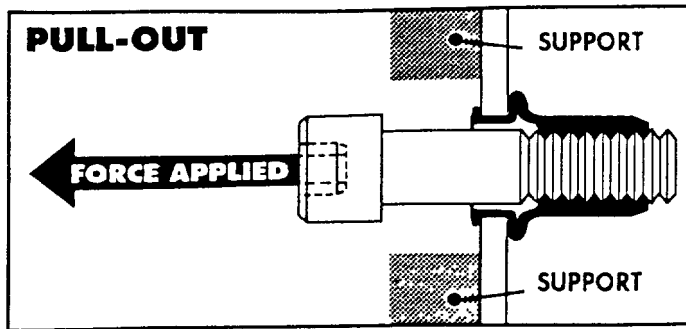
Thin Sheet Nutserts are supplied lubricated and must not be de-greased before use.

NUTSERT IS A REGISTERED TRADEMARK
 AND THIN SHEET NUTSERT A TRADEMARK OF AVDEL SYSTEMS LIMITED
 © AVDEL SYSTEMS LIMITED 1993

DATA SHEET REFERENCE (9651c-9652b-9653d-9654b-9655c-9656b-9657d-9658d) TSN9650/OCT 93

Avdel Systems Ltd. Mundells, Welwyn Garden City, Hertfordshire AL7 1EZ England Telephone 0707 328161 Telex 24254 AVIDEV G Fax: 0707 338828

PERFORMANCE DATA



The diagrams above illustrate the nature of the tests conducted to obtain typical strength figures below.

METRIC UNITS				Thread type & size	IMPERIAL UNITS			
PULL OUT N	PUSH OUT N	TORQUE TO TURN Nm	MAXIMUM TORQUE TO BE APPLIED TO BOLT Nm		PULL OUT lbf	PUSH OUT lbf	TORQUE TO TURN lbf/in ²	MAXIMUM TORQUE TO BE APPLIED TO BOLT lbf/in ² *
5693	1979	2.60	7.9	3/16 BSW	1280	445	23	70
6761	2491	3.39	12.4	1/4 BSW	1520	560	30	110
14,678	2811	3.50	16.4	5/16 BSW	3300	632	31	145
6761	2491	3.39	12.4	1/4 BSF	1520	560	30	110
14,678	2811	3.50	16.4	5/16 BSF	3300	632	31	145
4092	1379	1.92	5.1	4 BA	920	310	17	45
5693	1979	2.60	7.9	2 BA	1280	445	23	70
6761	2491	3.39	12.4	0 BA	1520	560	30	110
6761	2491	3.39	12.4	1/4 UNC	1520	560	30	110
14,678	2811	3.50	16.4	5/16 UNC	3300	632	31	145
4092	1379	1.92	5.1	6 UNC	920	310	17	45
4092	1379	1.92	5.1	8 UNC	920	310	17	45
5693	1979	2.60	7.9	10 UNC	1280	445	23	70
6761	2491	3.39	12.4	1/4 UNF	1520	560	30	110
14,678	2811	3.50	16.4	5/16 UNF	3300	632	31	145
4092	1379	1.92	5.1	6 UNF	920	310	17	45
4092	1379	1.92	5.1	8 UNF	920	310	17	45
5693	1979	2.60	7.9	10 UNF	1280	445	23	70
2758	867	.40	1.47	M3 x 0.5	620	195	3.5	13
4092	1379	1.92	5.1	M4 x 0.7	920	310	17	45
5693	1979	2.60	7.9	M5 x 0.8	1280	445	23	70
6761	2491	3.39	12.4	M6 x 1.00	1520	560	30	110
14,678	2811	3.50	16.4	M8 x 1.25	3300	632	31	145

* The hole clearance in the top sheet should not exceed the diameter of the bolt to be inserted by more than .020" (.5mm).