


Small Signal Schottky Diodes

Features

- For general purpose applications
- These diodes feature very low turn-on voltage and fast guard ring against excessive voltage, such as electrostatic discharges
- These diodes are also available in the SOD-123 case with the type designations BAT42W-V to BAT43W-V and in MiniMELF SOD-80 case with the type designations LL42 to LL43.
- AEC-Q101 qualified
- Compliant to RoHS directive 2002/95/EC and in accordance to WEEE 2002/96/EC
- Halogen-free according to IEC 61249-2-21 definition



RoHS
COMPLIANT
HALOGEN
FREE



94 9367

Mechanical Data

Case: DO-35

Weight: approx. 125 mg

Cathode Band Color: black

Packaging Codes/Options:

TR/10 k per 13" reel (52 mm tape), 50 k/box

TAP/10 k per Ammo tape (52 mm tape), 50 k/box

Parts Table

Part	Ordering code	Type Marking	Remarks
BAT42	BAT42-TR or BAT42-TAP	BAT42	Tape and Reel/Ammopack
BAT43	BAT43-TR or BAT43-TAP	BAT43	Tape and Reel/Ammopack

Absolute Maximum Ratings

$T_{amb} = 25\text{ }^{\circ}\text{C}$, unless otherwise specified

Parameter	Test condition	Symbol	Value	Unit
Repetitive peak reverse voltage		V_{RRM}	30	V
Forward continuous current		I_F	200 ¹⁾	mA
Repetitive peak forward current	$t_p < 1\text{ s}, \delta < 0.5$	I_{FRM}	500 ¹⁾	mA
Surge forward current	$t_p < 10\text{ ms}$	I_{FSM}	4 ¹⁾	A
Power dissipation ¹⁾	$T_{amb} = 65\text{ }^{\circ}\text{C}$	P_{tot}	200 ¹⁾	mW

¹⁾ Valid provided that leads at a distance of 4 mm from case are kept at ambient temperature

Thermal Characteristics

$T_{amb} = 25\text{ }^{\circ}\text{C}$, unless otherwise specified

Parameter	Test condition	Symbol	Value	Unit
Thermal resistance junction to ambient air		R_{thJA}	300 ¹⁾	K/W
Junction temperature		T_j	125	$^{\circ}\text{C}$
Ambient operating temperature range		T_{amb}	- 65 to + 125	$^{\circ}\text{C}$
Storage temperature range		T_{stg}	- 65 to +150	$^{\circ}\text{C}$

¹⁾ Valid provided that leads at a distance of 4 mm from case are kept at ambient temperature

Electrical Characteristics

$T_{amb} = 25\text{ }^{\circ}\text{C}$, unless otherwise specified

Parameter	Test condition	Part	Symbol	Min	Typ.	Max	Unit
Reverse breakdown voltage	$I_R = 100\text{ }\mu\text{A}$ (pulsed)		$V_{(BR)}$	30			V
Leakage current ¹⁾	$V_R = 25\text{ V}$		I_R			0.5	μA
	$V_R = 25\text{ V}$, $T_j = 100\text{ }^{\circ}\text{C}$		I_R			100	μA
Forward voltage ¹⁾	$I_F = 200\text{ mA}$		V_F			1000	mV
	$I_F = 10\text{ mA}$	BAT42	V_F			400	mV
	$I_F = 50\text{ mA}$	BAT42	V_F			650	mV
	$I_F = 2\text{ mA}$	BAT43	V_F	260		330	mV
	$I_F = 15\text{ mA}$	BAT43	V_F			450	mV
Diode capacitance	$V_R = 1\text{ V}$, $f = 1\text{ MHz}$		C_D		7		pF
Reverse recovery time	$I_F = 10\text{ mA}$, $I_R = 10\text{ mA}$, $i_R = 1\text{ mA}$, $R_L = 100\text{ }\Omega$		t_{rr}			5	ns
Rectification efficiency	$R_L = 15\text{ k}\Omega$, $C_L = 300\text{ pF}$, $f = 45\text{ MHz}$, $V_{RF} = 2\text{ V}$		η_v	80			%

¹⁾ Pulse test $t_p < 300\text{ }\mu\text{s}$, $t_p/T < 0.02$

Typical Characteristics

$T_{amb} = 25\text{ }^{\circ}\text{C}$, unless otherwise specified

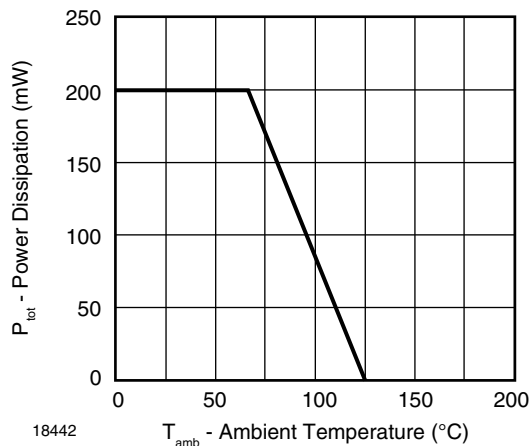


Figure 1. Admissible Power Dissipation vs. Ambient Temperature

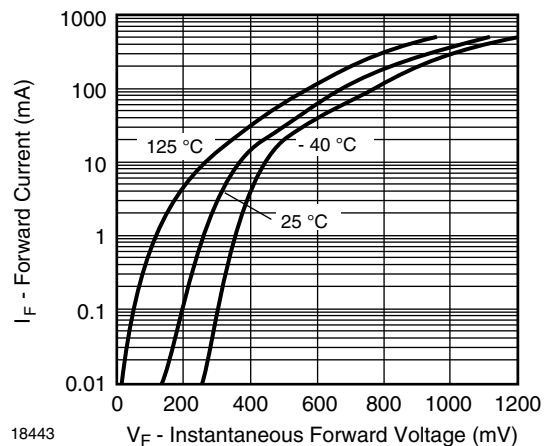


Figure 2. Typical Forward Characteristics

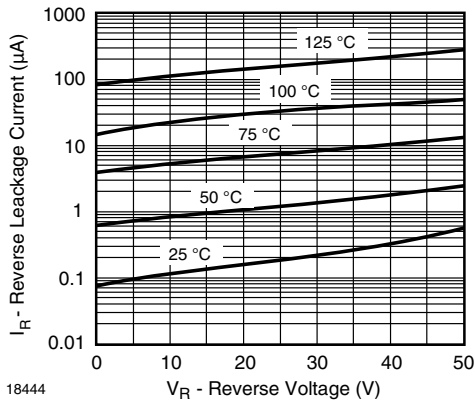


Figure 3. Typical Reverse Characteristics

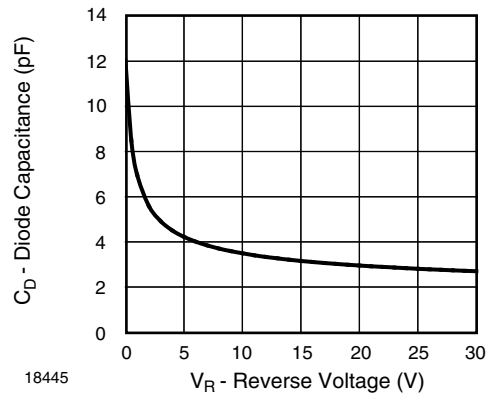
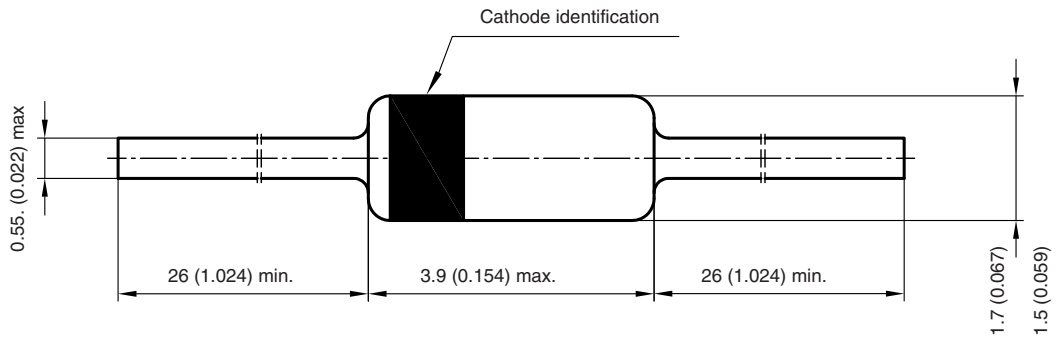
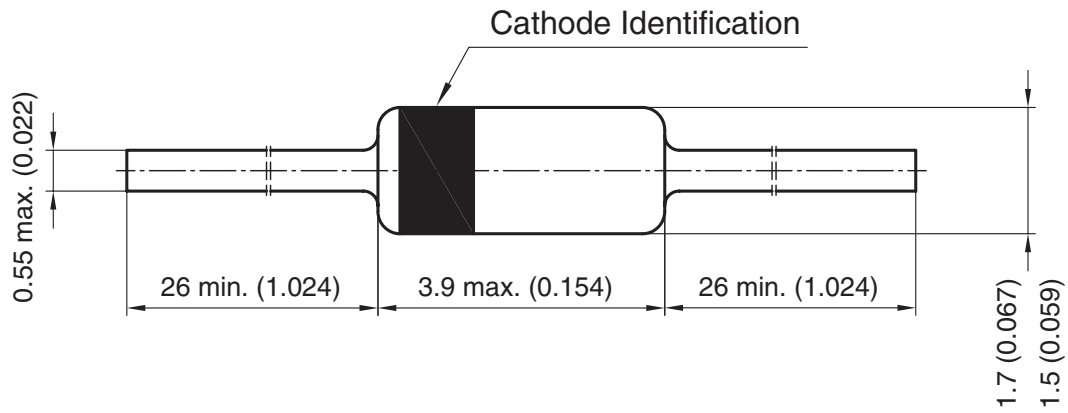


Figure 4. Typical Capacitance vs. Reverse Voltage

Package Dimensions in millimeters (inches): DO-35



Rev. 6 - Date: 29. January 2007
 Document no.: 6.560-5004.02-4
 94 9366

DO35**Package Dimensions in mm (Inches)**

Rev. 6 - Date: 29. January 2007

Document no.: 6.560-5004.02-4

94 9366

Ozone Depleting Substances Policy Statement

It is the policy of Vishay Semiconductor GmbH to

1. Meet all present and future national and international statutory requirements.
2. Regularly and continuously improve the performance of our products, processes, distribution and operating systems with respect to their impact on the health and safety of our employees and the public, as well as their impact on the environment.

It is particular concern to control or eliminate releases of those substances into the atmosphere which are known as ozone depleting substances (ODSs).

The Montreal Protocol (1987) and its London Amendments (1990) intend to severely restrict the use of ODSs and forbid their use within the next ten years. Various national and international initiatives are pressing for an earlier ban on these substances.

Vishay Semiconductor GmbH has been able to use its policy of continuous improvements to eliminate the use of ODSs listed in the following documents.

1. Annex A, B and list of transitional substances of the Montreal Protocol and the London Amendments respectively
2. Class I and II ozone depleting substances in the Clean Air Act Amendments of 1990 by the Environmental Protection Agency (EPA) in the USA
3. Council Decision 88/540/EEC and 91/690/EEC Annex A, B and C (transitional substances) respectively.

Vishay Semiconductor GmbH can certify that our semiconductors are not manufactured with ozone depleting substances and do not contain such substances.

We reserve the right to make changes to improve technical design
and may do so without further notice.

Parameters can vary in different applications. All operating parameters must be validated for each customer application by the customer. Should the buyer use Vishay Semiconductors products for any unintended or unauthorized application, the buyer shall indemnify Vishay Semiconductors against all claims, costs, damages, and expenses, arising out of, directly or indirectly, any claim of personal damage, injury or death associated with such unintended or unauthorized use.

Vishay Semiconductor GmbH, P.O.B. 3535, D-74025 Heilbronn, Germany



Disclaimer

ALL PRODUCT, PRODUCT SPECIFICATIONS AND DATA ARE SUBJECT TO CHANGE WITHOUT NOTICE TO IMPROVE RELIABILITY, FUNCTION OR DESIGN OR OTHERWISE.

Vishay Intertechnology, Inc., its affiliates, agents, and employees, and all persons acting on its or their behalf (collectively, "Vishay"), disclaim any and all liability for any errors, inaccuracies or incompleteness contained in any datasheet or in any other disclosure relating to any product.

Vishay makes no warranty, representation or guarantee regarding the suitability of the products for any particular purpose or the continuing production of any product. To the maximum extent permitted by applicable law, Vishay disclaims (i) any and all liability arising out of the application or use of any product, (ii) any and all liability, including without limitation special, consequential or incidental damages, and (iii) any and all implied warranties, including warranties of fitness for particular purpose, non-infringement and merchantability.

Statements regarding the suitability of products for certain types of applications are based on Vishay's knowledge of typical requirements that are often placed on Vishay products in generic applications. Such statements are not binding statements about the suitability of products for a particular application. It is the customer's responsibility to validate that a particular product with the properties described in the product specification is suitable for use in a particular application. Parameters provided in datasheets and/or specifications may vary in different applications and performance may vary over time. All operating parameters, including typical parameters, must be validated for each customer application by the customer's technical experts. Product specifications do not expand or otherwise modify Vishay's terms and conditions of purchase, including but not limited to the warranty expressed therein.

Except as expressly indicated in writing, Vishay products are not designed for use in medical, life-saving, or life-sustaining applications or for any other application in which the failure of the Vishay product could result in personal injury or death. Customers using or selling Vishay products not expressly indicated for use in such applications do so at their own risk and agree to fully indemnify and hold Vishay and its distributors harmless from and against any and all claims, liabilities, expenses and damages arising or resulting in connection with such use or sale, including attorneys fees, even if such claim alleges that Vishay or its distributor was negligent regarding the design or manufacture of the part. Please contact authorized Vishay personnel to obtain written terms and conditions regarding products designed for such applications.

No license, express or implied, by estoppel or otherwise, to any intellectual property rights is granted by this document or by any conduct of Vishay. Product names and markings noted herein may be trademarks of their respective owners.