



# PRODUCT SPECIFICATION

**Model No : CSQ-2842G/2841G**

## Descriptions:

- 0.28 Inch Quad Digit Display
- CSQ-2842: Common Anode
- CSQ-2841: Common Cathode
- Emitting Color: Yellow Green



CUSTOMER APPROVED SIGNATURES	APPROVED BY	CHECKED BY	PREPARED BY

**CHINA SEMICONDUCTOR CORPORATION**

Address:2FL. NO.909,Chung-Cheng Road,  
Chung-Ho City Taipei Hsien,Taiwan.

Tel:886-2-2223-9696  
Fax:886-2-2223-9377

**OPTO PLUS TECHNOLOGIES CO.,LTD**

Address:696 Shun jiang Rd.,Ji Shan St.Shaoxing,  
ZheJiang,China

Tel:86-0575-88623888  
Fax:86-0575-88623112



**Model No : CSQ-2842/2841G**

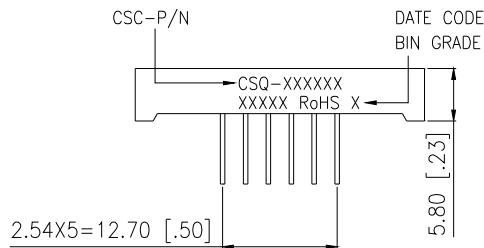
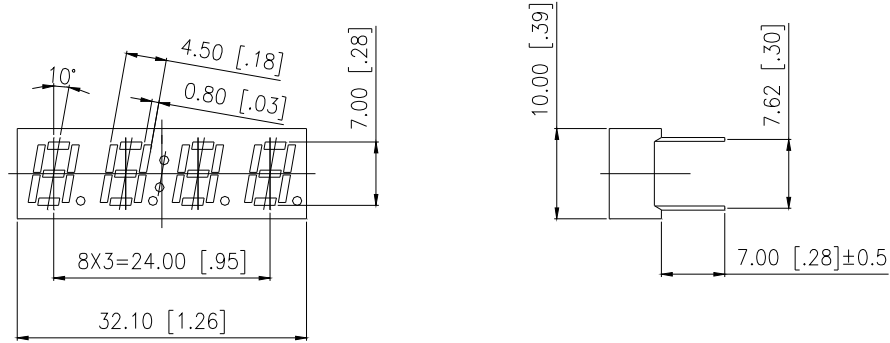
**Features -**

1. 0.28 inch (7.0mm) digit height.
2. Case mold type.
3. RoHS compliant.
4. Low power consumption.
5. Easy mounting on P.C. board or socket.

**Device Selection Guide -**

Part No.	Chip		Description
	Material	Emitted Color	
CSQ-2842G	GaP	Yellow Green	Common Anode
CSQ-2841G	GaP	Yellow Green	Common Cathode

**Package Dimensions -**



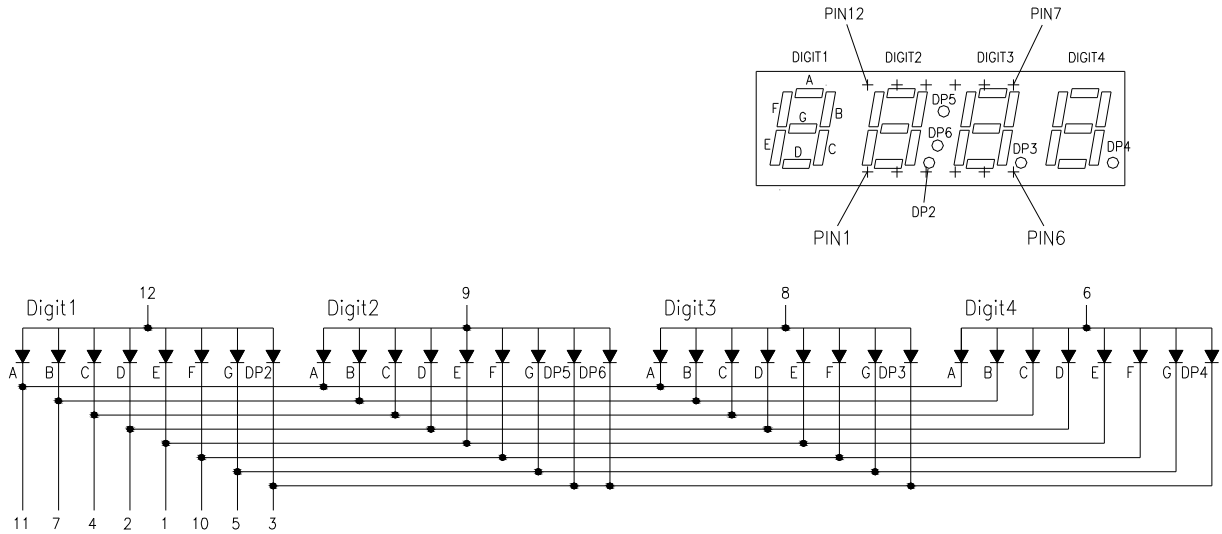
**NOTE:**

1. All pins are  $\varnothing 0.45$  [.02"].
2. Dimension in millimeter (inch), and tolerance is  $\pm 0.25$  [.01] unless otherwise noted.



Model No : CSQ-2842/2841G

Internal Circuit Diagrams -



CSQ-2842 Common Anode  
(CSQ-2841 Common Cathode)

Absolute Maximum Rating -

(Ta=25°C)

Parameter	Symbol	Rating	Unit
Power Dissipation Per Dice	PAD	70	mW
Continuous Forward Current Per Dice	IAF	25	mA
Peak Current Per Dice(duty cycle 1/10, 1kHz)	IPF	90	mA
Derating Linear From 25°C Per Dice	-	0.33	mA/°C
Reverse Voltage Per Dice	VR	5	V
Operating Temp.	Topr	-35 ~ +85	°C
Storage Temp.	Tstg	-35 ~ +85	°C
Solder temperature 1/16 inch below seating plane for 3 seconds at 260°C			



Model No : CSQ-2842/2841G

■ Electro-optical Characteristics -

(Ta=25°C)

Parameter	Symbol	Min.	Typ.	Max.	Unit	Condition
Forward Voltage Per Segment	V <sub>F</sub>	-	2.1	2.8	V	I <sub>F</sub> =20mA
Luminous Intensity Per Segment	I <sub>v</sub>	2000	5000	-	ucd	I <sub>F</sub> =10mA
Peak Emission Wavelength	λ <sub>p</sub>	-	568	-	nm	I <sub>F</sub> =20mA
Dominant Wavelength	λ <sub>d</sub>	-	572	-	nm	I <sub>F</sub> =20mA
Spectrum Radiation Bandwidth	Δλ	-	30	-	nm	I <sub>F</sub> =20mA
Reverse Current	I <sub>R</sub>	-	-	100	μA	V <sub>R</sub> =5V
Luminous Intensity Matching Ratio	IV-m	-	-	2:1	-	I <sub>F</sub> =10mA



Model No : CSQ-2842/2841G

■ Typical Electrical / Optical Characteristics Curves -

(Ta = 25°C Unless Otherwise Noted)

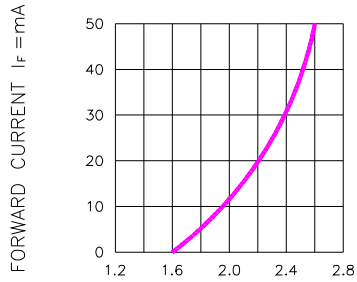


Fig.1 FORWARD CURRENT VS. FORWARD VOLTAGE

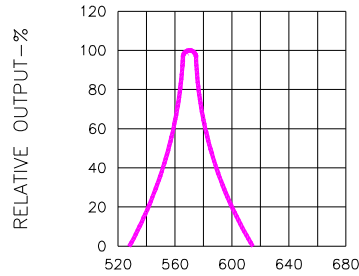


Fig.2 SPECTRAL RESPONSE

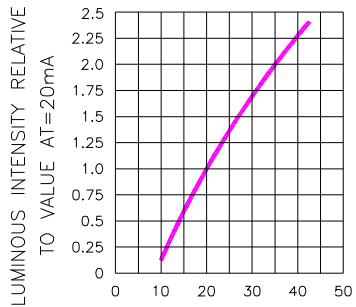


Fig.3 RELATIVE LUMINOUS INTENSITY VS. FORWARD CURRENT

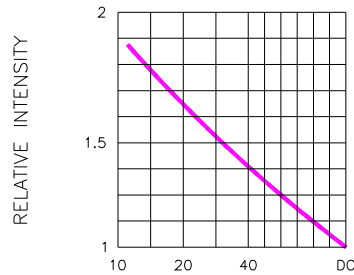


Fig.5 LUMINOUS INTENSITY VS. DUTY CYCLE

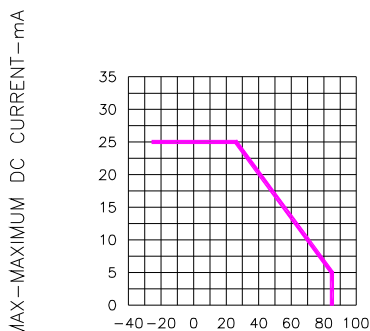


Fig.4 MAXIMUM ALLOWABLE DC CURRENT PER SEGMENT VS. A FUNCTION OF AMBIENT TEMPERATURE

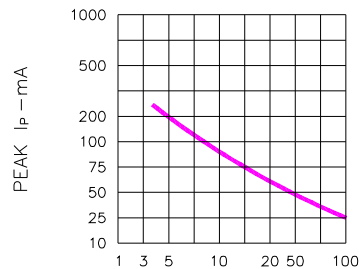


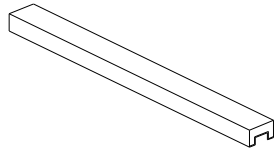
Fig.6 MAX PEAK CURRENT VS. DUTY CYCLE % (REFRESH RATE f=1 KHz)



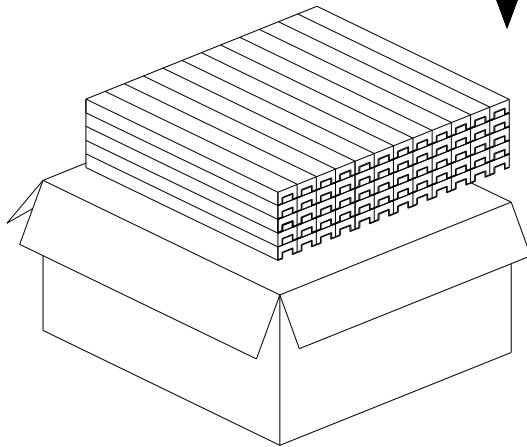
Model No: CSQ-2842/2841G

■ Package Dimensions

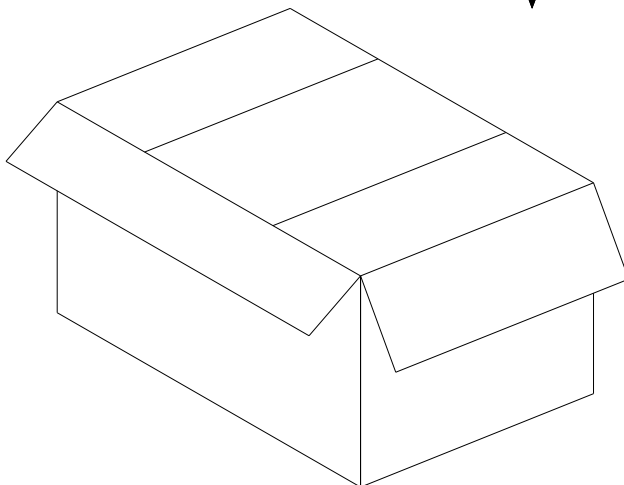
CSQ-284XX  
Quad Digit Display  
Dice Code



15 Pcs Per Tube



90 Tubes Per Inner Box  
Total Q'TY: 1350 Pcs



3 Inner Boxes Per Carton.  
Total Q'TY: 4050 Pcs

Carton Size:  
L540\*W485\*H305.5 mm