

PRODUCT DATASHEET

20VA CHASSIS MOUNTED TRANSFORMER



- DE Designed, Manufactured and tested in accordance with **BS3535**, **EN60742***, **EN61558***, **BS415**.
- DE Dual Primaries. For use with 110, 220, 240 input
- DE 4000V isolation Primary - Secondary
- DE Comprehensive choice of Secondary Voltages.
- DE Fully shrouded double section construction.

Weight	0.68	Kg
Typical Regulation	7.5	%
Frequency	50/60	Hz
Max Ambient	25	°C
Bobbin Material	UL94-HB Class "B" 130°C	

*requires additional over-current /over-temperature protection.

Please see sheet 2 for part numbers.

Part Numbers

Part No	Primary	Secondary	Recommended Secondary Fuse
D3647	0-110 0-110-130V	4.5+4.5V	2AT
D3648	0-110 0-110-130V	6+6V	1.6AT
D3649	0-110 0-110-130V	9+9V	1AT
D3650	0-110 0-110-130V	10V	2AT
D3651	0-110 0-110-130V	12+12V	0.8AT
D3652	0-110 0-110-130V	15+15V	0.63AT
D3653	0-110 0-110-130V	18+18V	0.5AT
D3654	0-110 0-110-130V	20+20V	0.5AT
D3655	0-110 0-110-130V	24+24V	0.4AT

Please see sheets 3 and 4 for dimensions, pin outs and connection information.

DAGNALL ELECTRONICS LIMITED

Shuttleworth Road, Elms Industrial Estate, Bedford. MK41 0EP UK

TEL +44(0)1234 330077 FAX +44(0)1234 330088

E-mail sales@dagnall-electronics.com

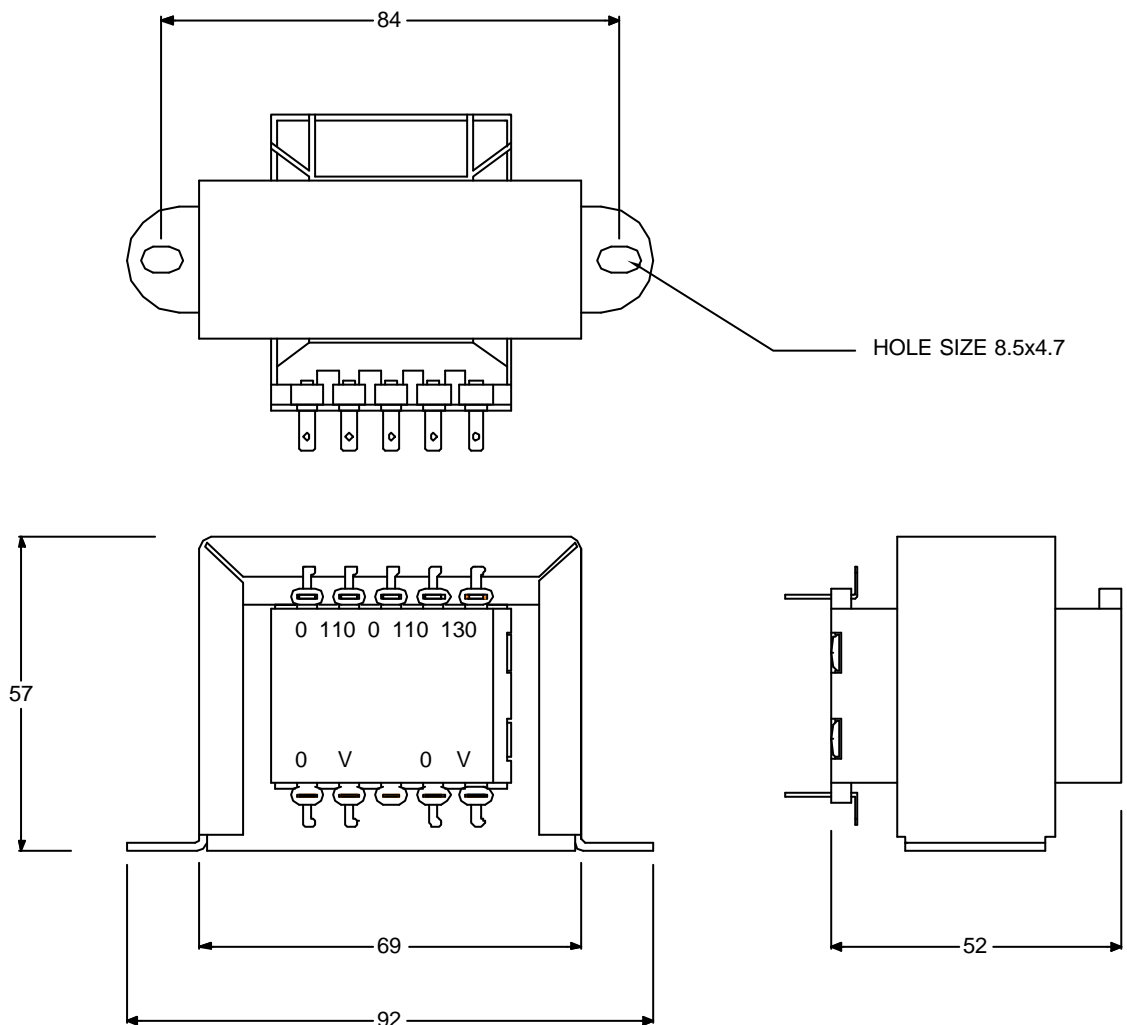
Issue 1. 09/06/03

3 of 4

PRODUCT DATASHEET

20VA CHASSIS MOUNTED TRANSFORMER

Outline Drawing



DAGNALL ELECTRONICS LIMITED

Shuttleworth Road, Elms Industrial Estate, Bedford. MK41 0EP UK

TEL +44(0)1234 330077 FAX +44(0)1234 330088

E-mail sales@dagnall-electronics.com

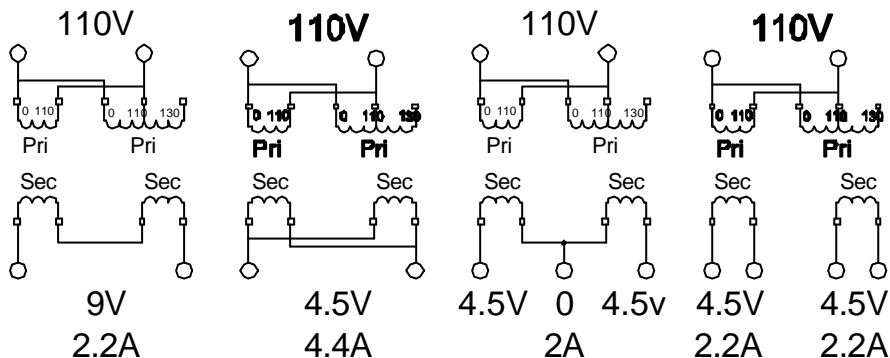
Issue 1. 09/06/03

4 of 4

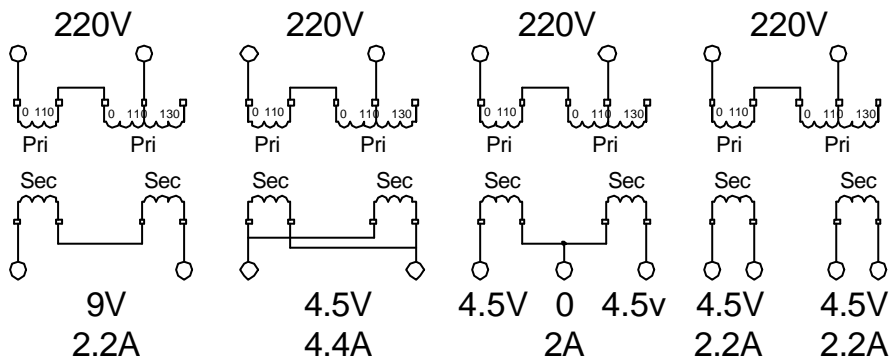
PRODUCT DATASHEET

20VA CHASSIS MOUNTED TRANSFORMER

Connection Diagrams for D3647 110V Supply



Connection Diagrams for D3647 - 220V supply



Connection Diagrams for D3647 - 240V supply

