



PRODUCT SPECIFICATION

Model No : CST-532A9/533A9

Descriptions:
<ul style="list-style-type: none"> • 0.56 Inch Triad Digit Display • CST-532: Common Anode • CST-533: Common Cathode • Emitting Color: Super Bright Amber



CUSTOMER APPROVED SIGNATURES	APPROVED BY	CHECKED BY	PREPARED BY

CHINA SEMICONDUCTOR CORPORATION
Address:2FL. NO.909,Chung-Cheng Road,
Chung-Ho City Taipei Hsien,Taiwan.

Tel:886-2-2223-9696
Fax:886-2-2223-9377

OPTO PLUS TECHNOLOGIES CO.,LTD
Address:696 Shun jiang Rd.,Ji Shan St.Shaoxing,
ZheJiang,China

Tel:86-0575-88623888
Fax:86-0575-88623112



Model No : CST-532/533A9

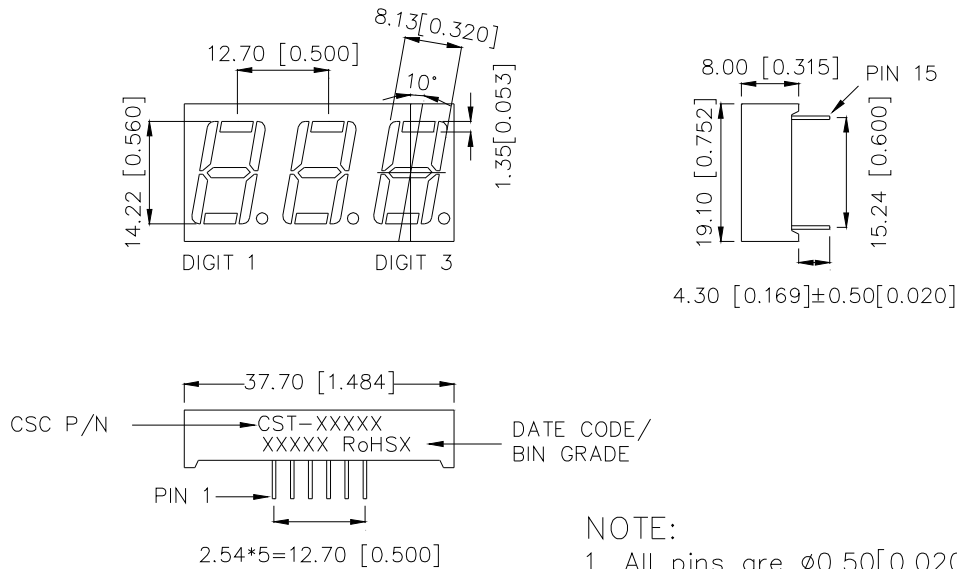
Features -

1. 0.56 inch (14.2mm) digit height.
2. Case mold type.
3. RoHS compliant.
4. Low power consumption.
5. Easy mounting on P.C. board or socket.

Device Selection Guide -

Part No.	Chip		Description
	Material	Emitted Color	
CST-532A9	AlGaInP	Super Bright Amber	Common Anode
CST-533A9	AlGaInP	Super Bright Amber	Common Cathode

Package Dimensions -



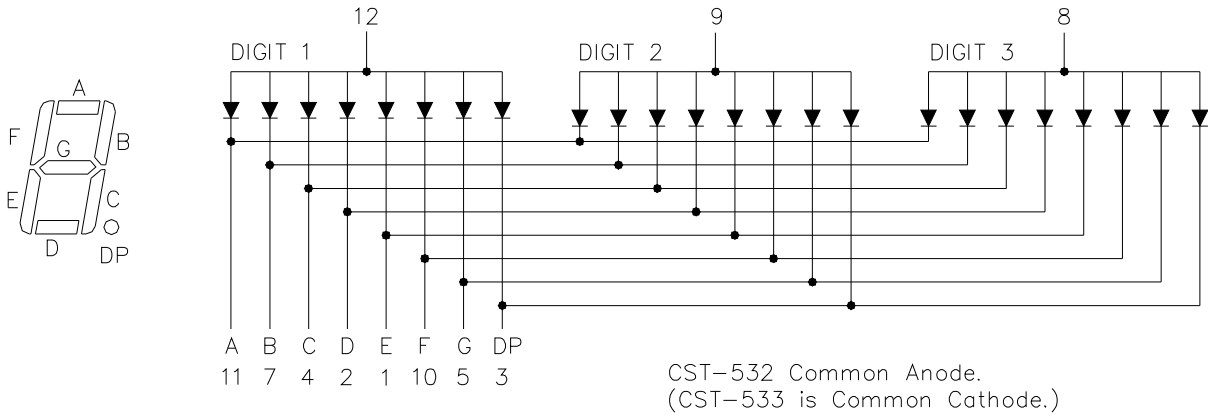
NOTE:

1. All pins are $\phi 0.50 [0.020]$.
2. Dimension in millimeters [inch], tolerance is $\pm 0.25 [0.010]$ unless otherwise noted.



Model No : CST-532/533A9

Internal Circuit Diagrams -



Absolute Maximum Rating -

(Ta=25°C)

Parameter	Symbol	Rating	Unit
Power Dissipation Per Dice	PAD	70	mW
Continuous Forward Current Per Dice	IAF	25	mA
Peak Current Per Dice(duty cycle 1/10, 1kHz)	IPF	90	mA
Derating Linear From 25°C Per Dice	-	0.33	mA/°C
Reverse Voltage Per Dice	VR	5	V
Operating Temp.	Topr	-35 ~ +85	°C
Storage Temp.	Tstg	-35 ~ +85	°C
Solder temperature 1/16 inch below seating plane for 3 seconds at 260°C			



Model No : CST-532/533A9

■ Electro-optical Characteristics -

(Ta=25°C)

Parameter	Symbol	Min.	Typ.	Max.	Unit	Condition
Forward Voltage Per Segment	V _F	-	2.0	2.8	V	I _F =20mA
Luminous Intensity Per Segment	I _v	-	25	-	mcd	I _F =10mA
Peak Emission Wavelength	λ _p	-	612	-	nm	I _F =20mA
Dominant Wavelength	λ _d	-	606	-	nm	I _F =20mA
Spectrum Radiation Bandwidth	Δλ	-	20	-	nm	I _F =20mA
Reverse Current	I _R	-	-	100	μA	V _R =5V
Luminous Intensity Matching Ratio	I _{V-m}	-	-	2:1	-	I _F =10mA



Model No : CST-532/533A9

Typical Electrical / Optical Characteristics Curves -

(Ta = 25°C Unless Otherwise Noted)

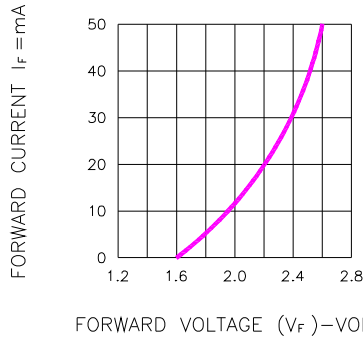


Fig.1 FORWARD CURRENT VS. FORWARD VOLTAGE

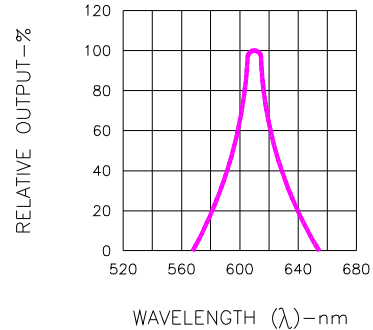


Fig.2 SPECTRAL RESPONSE

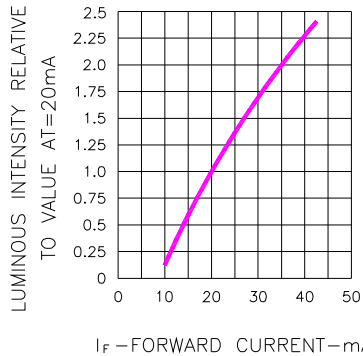


Fig.3 RELATIVE LUMINOUS INTENSITY VS. FORWARD CURRENT

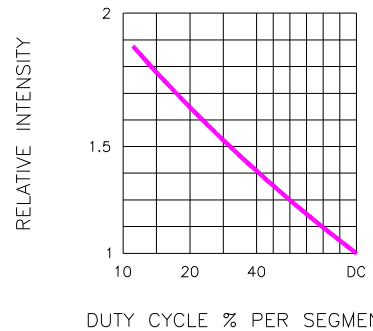


Fig.5 LUMINOUS INTENSITY VS. DUTY CYCLE

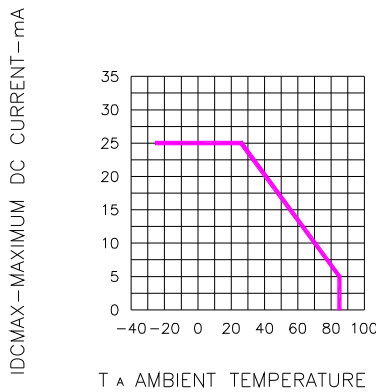


Fig.4 MAXIMUM ALLOWABLE DC CURRENT PER SEGMENT VS. A FUNCTION OF AMBIENT TEMPERATURE

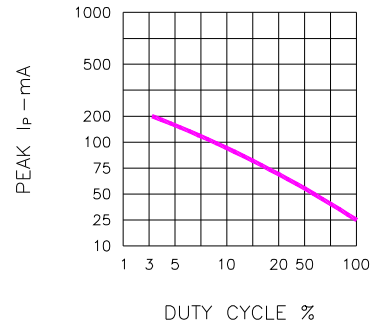
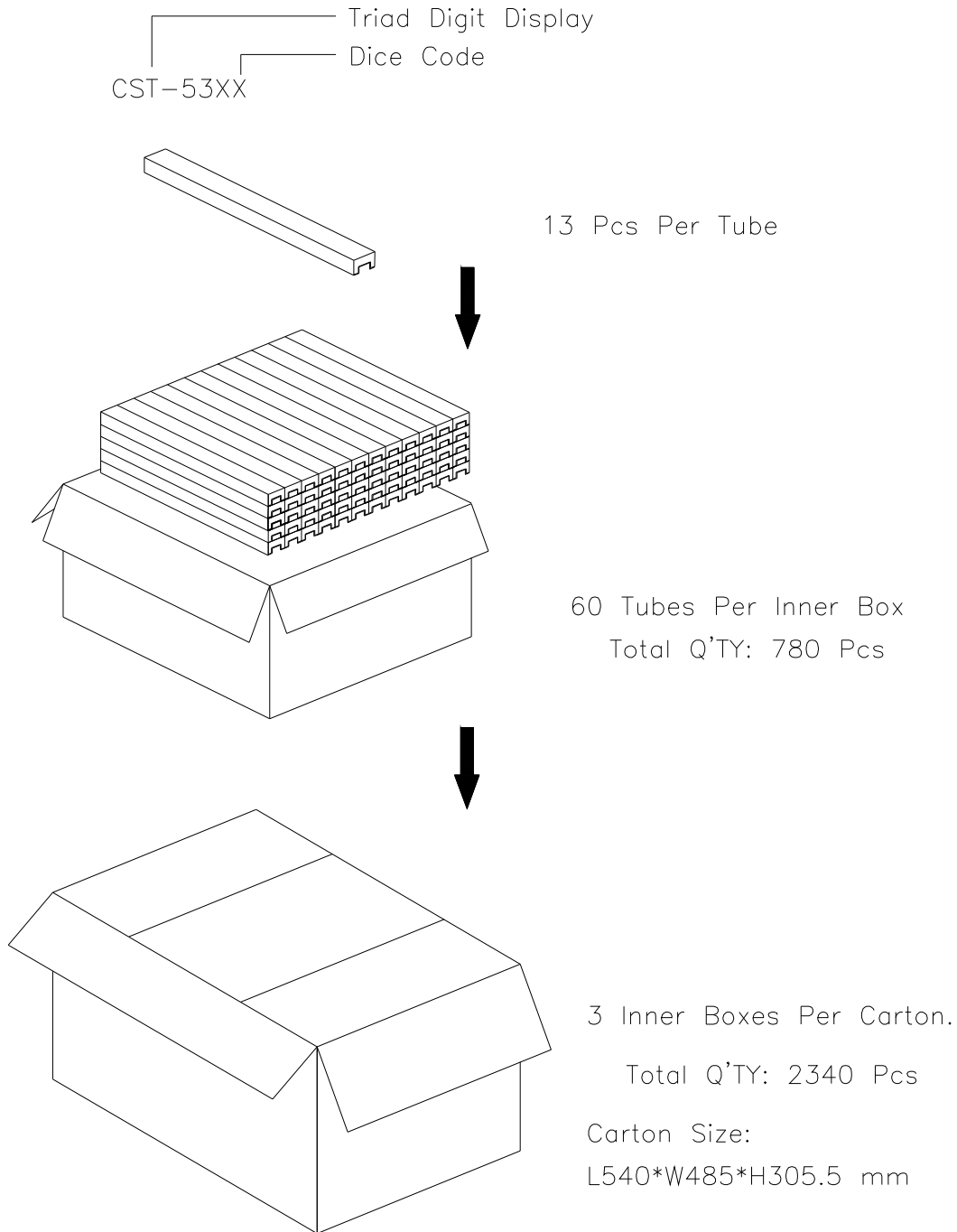


Fig.6 MAX PEAK CURRENT VS. DUTY CYCLE % (REFRESH RATE f=1 KHz)



Model No : CST-532/533A9

■ Package Dimensions



Note: The specifications are subject to change without notice. Please contact us for updated information.