



SERIES 200 SWITCHES

TOGGLE SWITCHES - SUB MINIATURE



FEATURES & BENEFITS

- ▶ Variety of switching functions
- ▶ Sub-miniature
- ▶ Multiple actuator & bushing options

APPLICATIONS/MARKETS

- ▶ Telecommunications
- ▶ Instrumentation
- ▶ Networking
- ▶ Medical equipment

SPECIFICATIONS

Contact Rating:	Dependent upon contact material
Life Expectancy:	30,000 make-and-break cycles at full load
Contact Resistance:	20 mΩ max. typical initial @ 2-4 VDC 100 mA for both silver and gold plated contacts
Insulation Resistance:	1,000 MΩ min.
Dielectric Strength:	1,000 V RMS @ sea level
Operating Temperature:	-30° C to 85° C

MATERIALS

Case:	Diallyl Phthalate (DAP) or glass filled nylon (UL94-V0)
Toggle Handle:	Brass, chrome plated
Bushing:	Brass, nickel plated
Housing:	Stainless steel
Switch Support:	Brass, tin plated
Contacts / Terminals:	Silver or gold plated copper alloy

HOW TO ORDER

SERIES	MODEL NO.	ACTUATOR	BUSHING	TERMINATION	CONTACT MATERIAL	SEAL	HARDWARE
200	□ □ □ □	□ □	□ □ □ □	□ □ □ □	□	E	□
	MSP1 MSP2 MSP3 MSP4 MSP5 MSP6* MDP1 MDP2 MDP3	T1 T2 T3 T4 T5	B1 B2 B3 B4 B5 B6 B7 B8	M1 M2 M6 M7 VS2	Q = Silver R = Gold	E = Epoxy Sealed at Base of Terminal	H = Hardware

▶ ▶ ▶ Example Ordering Number
200-MSP1-T4-B5-M1-R-E-H

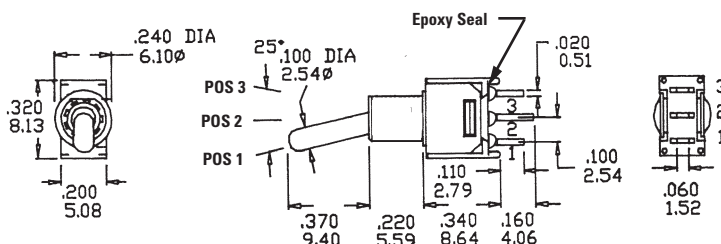
*MSP6 - not available with M1, M6 & M7 termination

Specifications subject to change without notice.

SPDT



SCHEMATIC



Model No.	POS 1	POS 2	POS 3
MSP-1	ON	NONE	ON
MSP-2	ON	NONE	(ON)
MSP-3	ON	OFF	ON
MSP-4	(ON)	OFF	(ON)
MSP-5	ON	OFF	(ON)
Term. Comm.	2 - 3	OPEN	2 - 1
MSP-6	OFF	NONE	ON
Term. Comm.	OPEN	NONE	3 - 1

() = Momentary

SERIES 200 SWITCHES

TOGGLE SWITCHES - SUB MINIATURE

TACT SWITCHES

NAVIGATION SWITCHES

PUSHBUTTON SWITCHES

TOGGLE SWITCHES

ROCKER SWITCHES

SLIDE SWITCHES

SNAP-ACTION SWITCHES

DIP SWITCHES

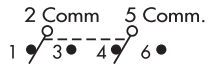
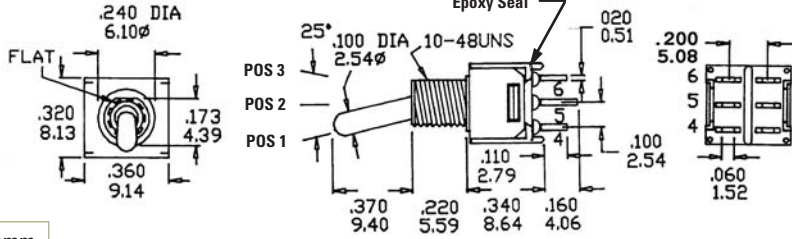
KEYLOCK SWITCHES

ROTARY SWITCHES

DETECTOR SWITCHES

CAP OPTIONS

DPDT

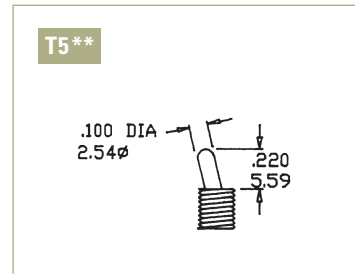
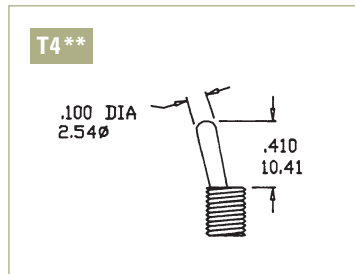
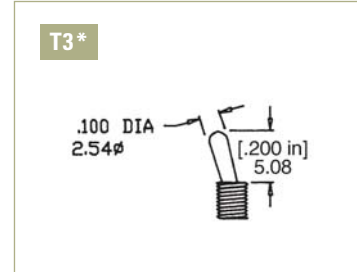
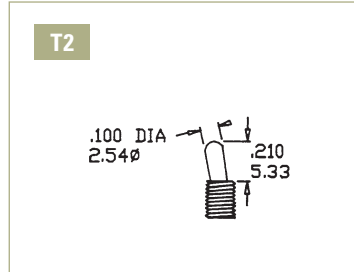
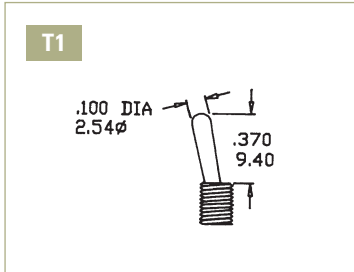


SCHMATIC

Model No.	POS 1	POS 2	POS 3
MDP-1	ON	NONE	ON
MDP-2	ON	NONE	(ON)
MDP-3	ON	OFF	ON
Term. Comm.	2-3, 5-6	OPEN	2-1, 5-4

() = Momentary

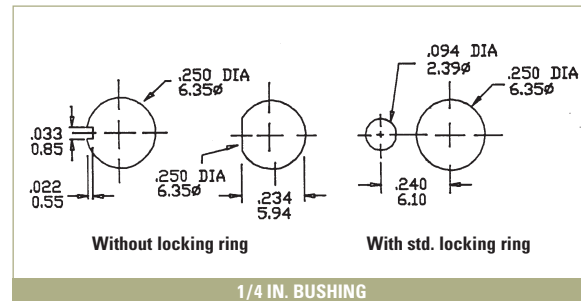
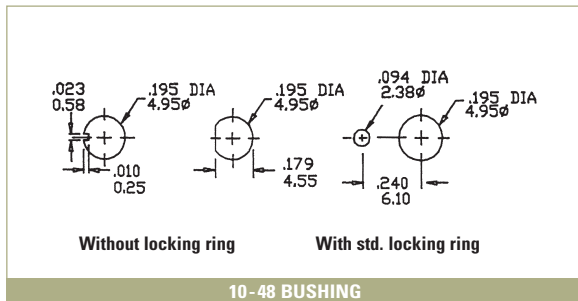
ACTUATOR OPTIONS



* Actuator shown with B1, B2, B3, or B4 bushing; subtract 0.09 (2.29) for B5, B6 bushing. Subtract 0.040 (1.02) for B7, B8 bushing.

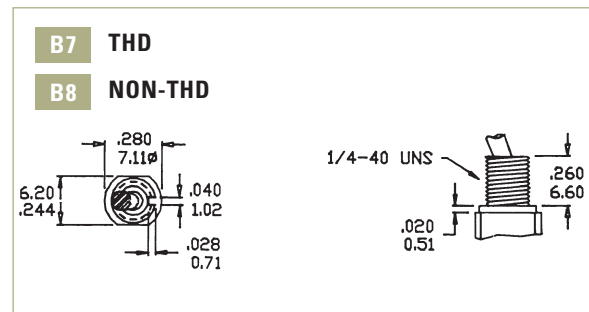
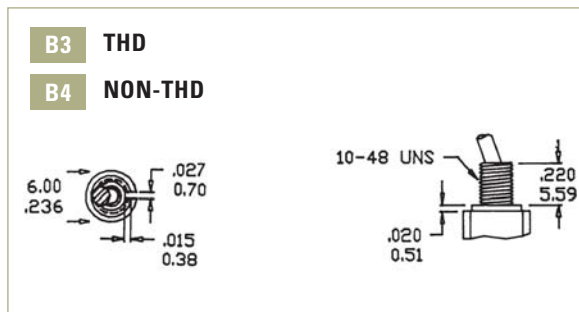
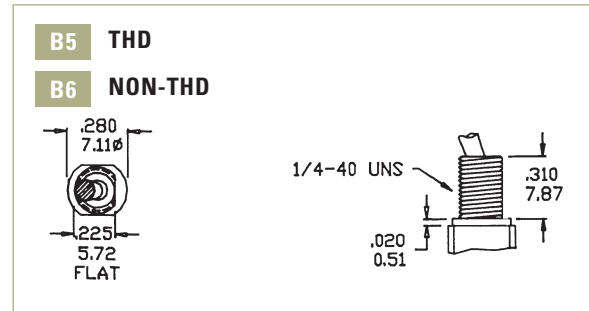
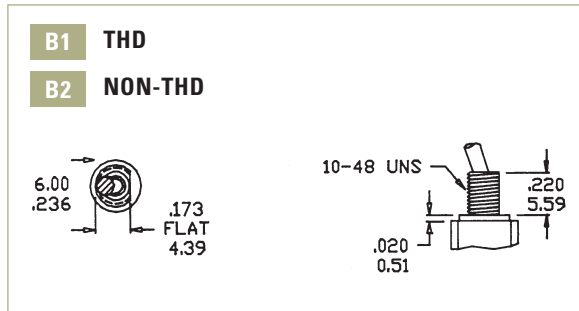
** Actuator shown with B5, B6 bushing; add 0.09 (2.29) for B1, B2, B3, and B4 bushing. Add 0.50 (1.27) for B7, B8 bushing.

PANEL MOUNTING

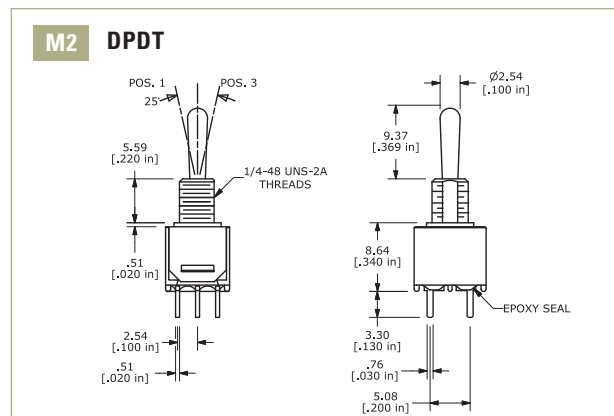
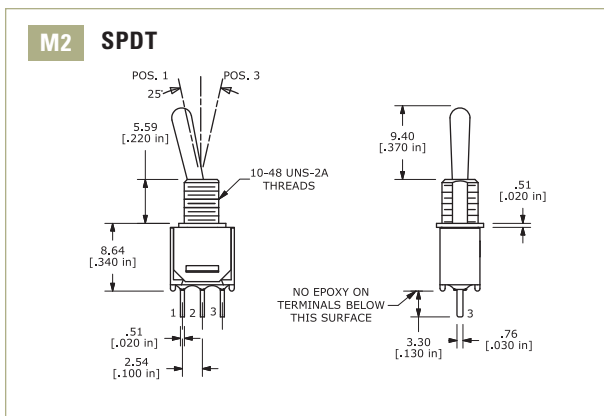
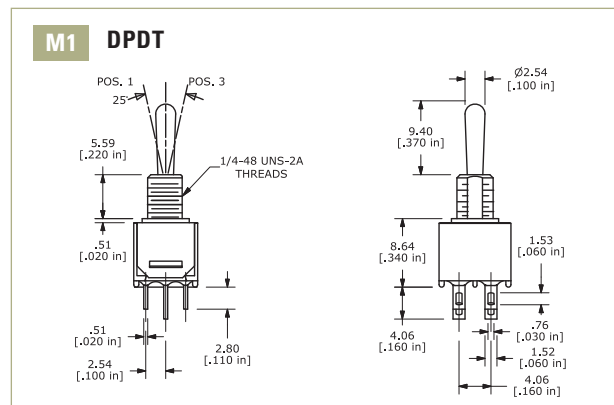
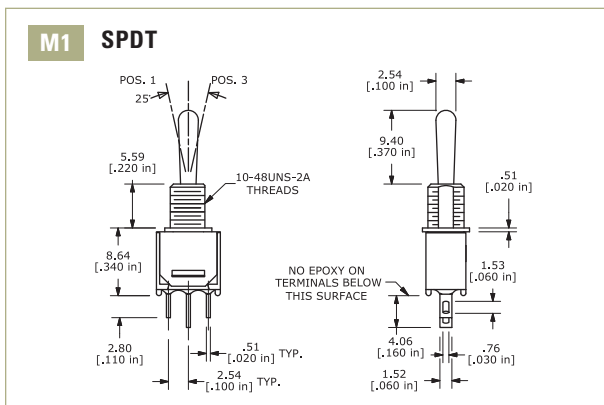




BUSHING OPTIONS



TERMINATION OPTIONS



SERIES 200 SWITCHES

TOGGLE SWITCHES - SUB MINIATURE

TACT SWITCHES

NAVIGATION SWITCHES

PUSHBUTTON SWITCHES

TOGGLE SWITCHES

ROCKER SWITCHES

SLIDE SWITCHES

SNAP-ACTION SWITCHES

DIP SWITCHES

KEYLOCK SWITCHES

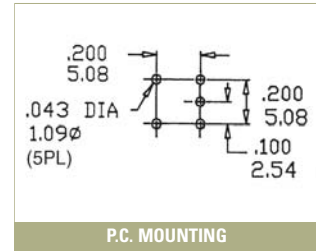
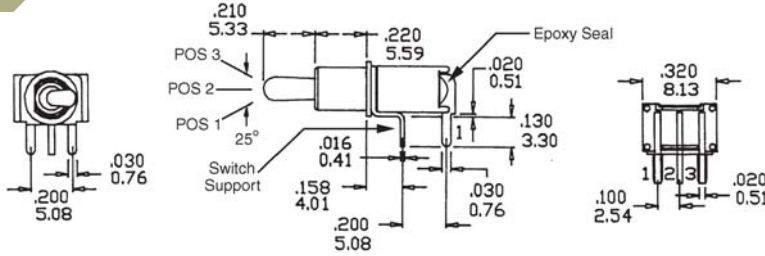
ROTARY SWITCHES

DETECTOR SWITCHES

CAP OPTIONS

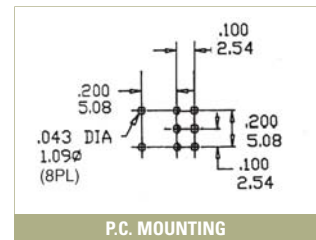
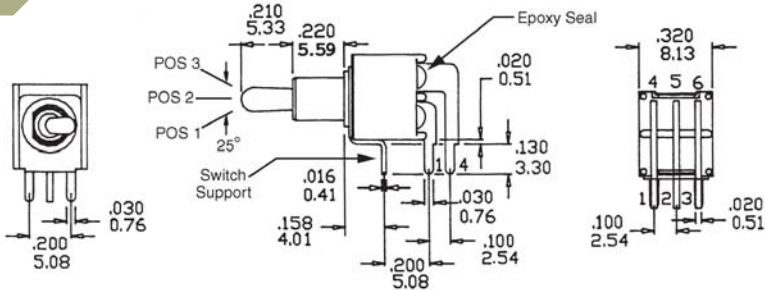

M6

SPDT



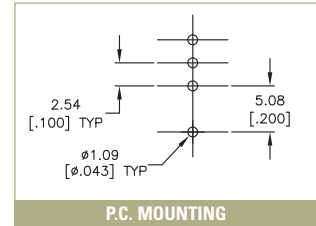
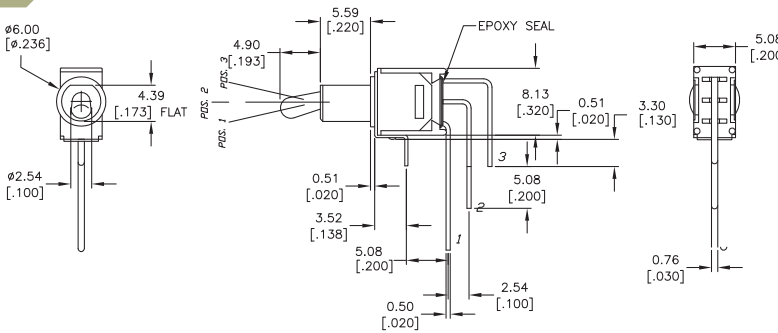
M6

DPDT



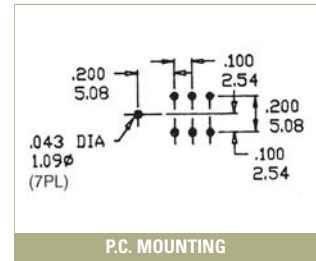
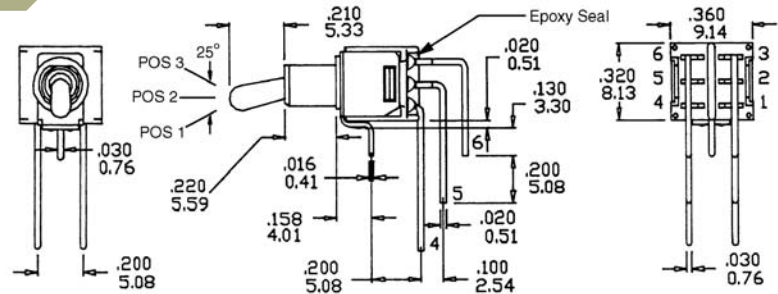

M7

SPDT



M7

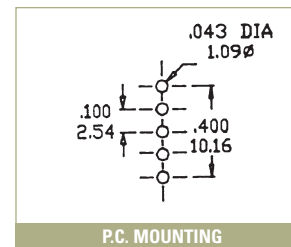
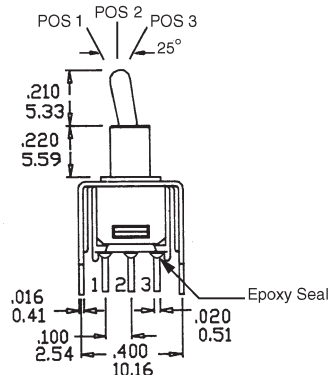
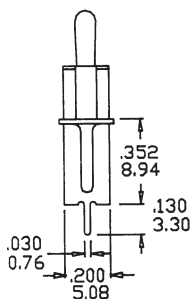
DPDT





VS2

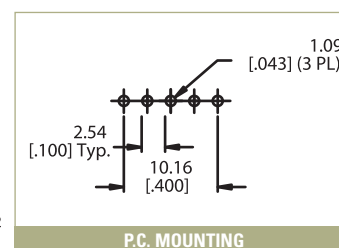
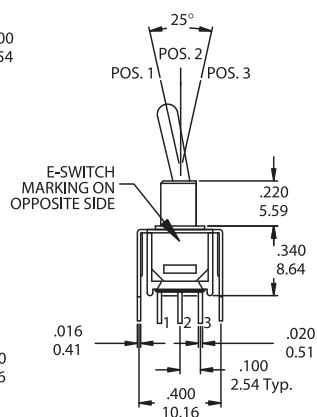
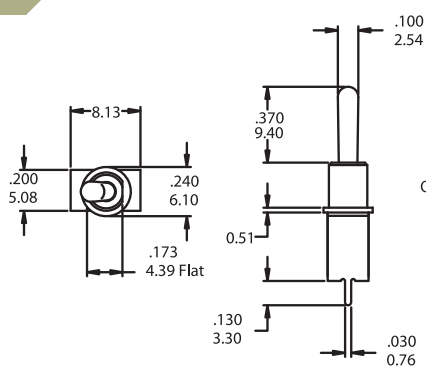
SPDT



P.C. MOUNTING

VS2

DPDT



P.C. MOUNTING

CONTACT MATERIAL OPTIONS

Q

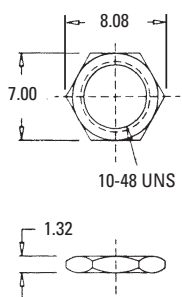
Fixed Terminal:	Silver plated copper alloy
Moving Contact:	Silver plated copper alloy
Rating:	3 Amps @ 120 VAC or 28 VDC; 1 Amp @ 250 VAC

R

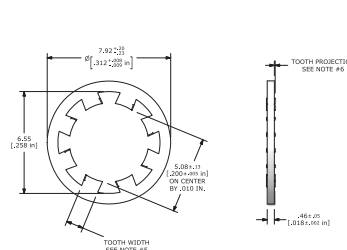
Fixed Terminal:	Copper alloy with gold plate over nickel plate
Moving Contact:	Copper alloy with gold plate over nickel plate
Rating:	0.4 VA max. @ 20 VAC or DC max.

HARDWARE

HDW21 NUT



HDW22 LOCK WASHER



TACT SWITCHES

NAVIGATION SWITCHES

PUSHBUTTON SWITCHES

TOGGLE SWITCHES

ROCKER SWITCHES

SLIDE SWITCHES

SNAP-ACTION SWITCHES

DIP SWITCHES

KEYLOCK SWITCHES

ROTARY SWITCHES

DETECTOR SWITCHES

CAP OPTIONS