
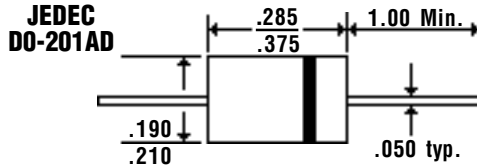


# 3.0 Amp BARRIER SCHOTTKY RECTIFIERS

## Description



## Mechanical Dimensions

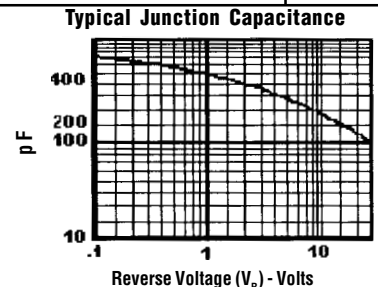
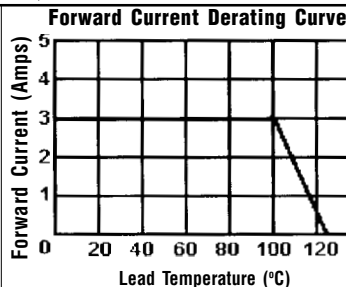
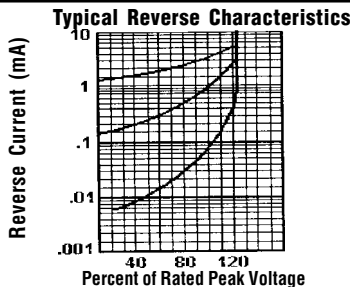


## Features

- EXTREMELY LOW  $V_F$
- LOW POWER LOSS — HIGH EFFICIENCY
- LOW STORED CHARGE; MAJORITY CARRIER CONDUCTION
- MEETS UL SPECIFICATION 94V-0

**1N5820, 21 & 22 Series**

Electrical Characteristics @ 25°C.	1N5820, 21 & 22 Series			Units
Maximum Ratings	1N5820	1N5821	1N5822	
Peak Repetitive Reverse Voltage... $V_{RRM}$	20	30	40	Volts
Working Peak Reverse Voltage... $V_{RWM}$	20	30	40	Volts
DC Blocking Voltage... $V_{DC}$	20	30	40	Volts
RMS Reverse Voltage... $V_{R(rms)}$	14	21	28	Volts
Average Forward Rectified Current... $I_{F(av)}$ @ $T_A = 55^\circ\text{C}$	3.0			Amps
Non-Repetitive Peak Forward Surge Current... $I_{FSM}$ @ Rated Load Conditions, ½ Wave, 60 Hz, $T_L = 75^\circ\text{C}$	80			Amps
Forward Voltage... $V_F$ @ $I_F = 3.0$ Amps	.475	.500	.525	Volts
DC Reverse Current... $I_R$ @ Rated DC Blocking Voltage	$T_L = 25^\circ\text{C}$	2.0		mAmps
	$T_L = 100^\circ\text{C}$	10		mAmps
Typical Junction Capacitance... $C_J$	250			pF
Operating & Storage Temperature Range... $T_J, T_{STRG}$	-65 to 125			°C



- NOTES:**
1. Measured @ 1 MHz and applied reverse voltage of 4.0V.
  2. Thermal Resistance Junction to Ambient, Jedec Method.
  3. When Mounted to heat sink, from body.