



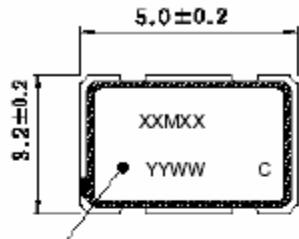
VCC4 5x3.2 mm Crystal Oscillators

Featuring

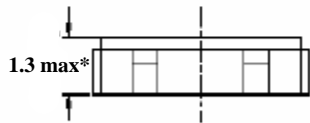
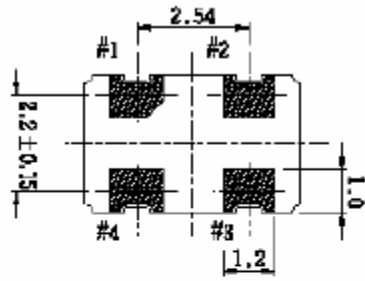
- 3.3, 2.5, or 5.0 Vdc Option
- Low Cost
- 1.54 MHz to 66 MHz
- Tristate Option
- TTL/CMOS Compatible

Frequency Range	1.54MHz to 66 MHz
Standard Frequencies	See Standard Frequency Table
Package Options	C4 = 5.0 x 3.2 x 1.2 mm tall 4 pads
Voltage Options/ Load Drive	A = +5.0 Vdc ±10% 15pF B = +3.3 Vdc ±10% 15pF E = +5.0 Vdc ±10% 50pF F = +3.3 Vdc ±10% 50pF G = +2.5 Vdc ±10% 15pF (1.54 to 45 MHz) H = +1.8 Vdc ±10% 15pF (25 MHz)* * Consult factory for additional frequencies.
Electrical Options	3 = Tristate 55/45 □
Tristate	N/C = OUTPUT Logic 1 = OUTPUT Logic 0 = High Impedance
Stability Options	A = ±100 PPM -10°C to +70°C B = ±50 PPM -10°C to +70°C C = ±100 PPM -40°C to +85°C D = ±50 PPM -40°C to +85°C E = ±25 PPM -10°C to +70°C
Aging (Typical)	<5.0 PPM/first year at +40°C dynamic
Standard Load	HCMOS/TTL
Current	10 mA Maximum <20 MHz 30 mA Maximum <50 MHz 40 mA Maximum <66 MHz
Standard Packaging	Tape & Reel (1000 pc minimum reel)

Note: Not all voltages, loads, or stabilities are available for product over 70 MHz. Please consult your VITE for details.

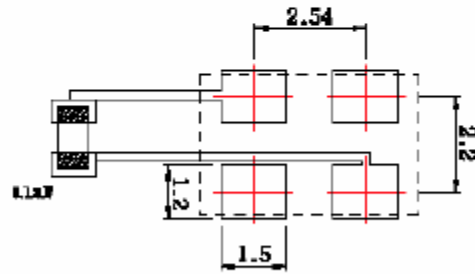


Pin 1 Mark



Pin	Function
1	NC/3-state
2	Ground
3	Output
4	Vcc

UNIT : mm



Recommended soldering pattern

*1.1 max. is available for limited application.
Consult factory for details.

Rev.3: 04/26/02