

"High Frequency Ceramic Solutions"

2.45 GHz Harmonic Filter-Balun Optimized for AT86RF230/231 and ATmega128RFA1 P/N 2450FB15L0001

Detail Specification: 06/29/2010

Page 1 of 4

General Specifications

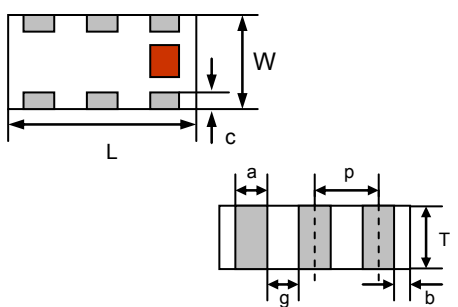
Part Number	2450FB15L0001
Frequency (MHz)	2400~2500
Unbalanced Impedance	50 Ω
Balanced Impedance	Impedance match to AT86RF230/231 and ATmega128RFA1
Insertion Loss	1.5 dB max.
Return Loss	9.5 dB min.
Phase Difference	180° \pm 10
Amplitude Difference	2.0 dB max.

Differential Mode Attenuation (dB)	20 min.@ 4800~5000MHz
	20 min.@ 7200~7500MHz
Common Mode Attenuation (dB)	20 min.@ 4800~5000MHz
Operating Temperature	-40 to +85°C
Storage Temperature	+5 to +35°C, Humidity: 45-75%RH, 12 mos. Max
Input Power	2 Watts max.
Reel Quantity	4,000

* 12 months in vacuum sealed bag and 1 week after opened.

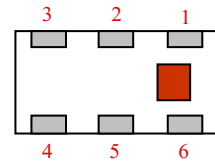
Mechanical Dimensions

	In	mm
L	0.079 \pm 0.004	2.00 \pm 0.10
W	0.049 \pm 0.004	1.25 \pm 0.10
T	0.031 \pm 0.004	0.80 \pm 0.10
a	0.012 \pm 0.004	0.30 \pm 0.10
b	0.008 \pm 0.004	0.20 \pm 0.10
c	0.012 \pm 0.004/-0.008	0.30 \pm 0.1/-0.2
g	0.014 \pm 0.004	0.35 \pm 0.10
p	0.026 \pm 0.002	0.65 \pm 0.05



Terminal Configuration

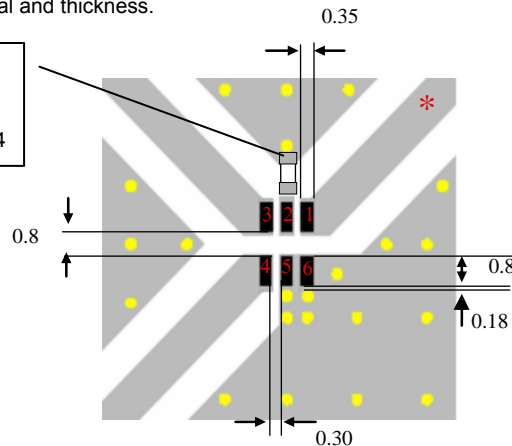
No.	Function
1	Unbalanced Port
2	GND or (DC Feed + RF GND)
3	Balanced Port
4	Balanced Port
5	GND
6	GND






Balun Layout with AT86RF230/1

* Line width should be designed to match 50 Ω characteristic impedance, depending on PCB material and thickness.

0402 22pF RF GND cap
Johanson p/n: 500R07S220JV4



Units: mm

-  Solder Resist
-  Land
-  Through-hole (ϕ 0.3)

Johanson Technology, Inc. reserves the right to make design changes without notice.

All sales are subject to Johanson Technology, Inc. terms and conditions.



www.johansontechnology.com

4001 Calle Tecate • Camarillo, CA 93012 • TEL 805.389.1166 FAX 805.389.1821

2010 Johanson Technology, Inc. All Rights Reserved

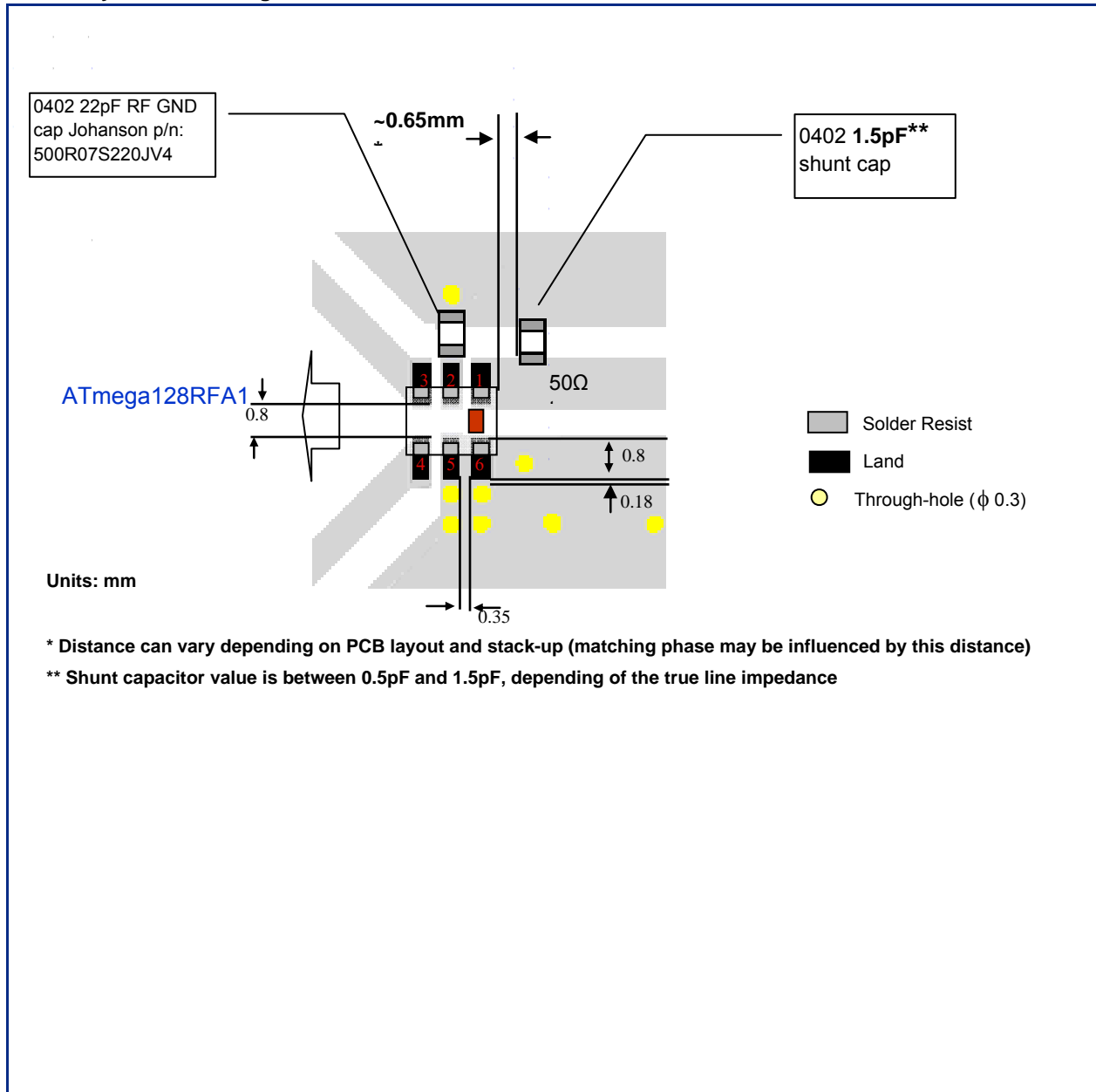
"High Frequency Ceramic Solutions"

2.45 GHz Harmonic Filter-Balun Optimized for AT86RF230/231 and ATmega128RFA1 P/N 2450FB15L0001

Detail Specification: 06/29/2010

Page 2 of 4

Balun Layout with ATmega128RFA1



Johanson Technology, Inc. reserves the right to make design changes without notice.

All sales are subject to Johanson Technology, Inc. terms and conditions.



www.johansontechnology.com

4001 Calle Tecate • Camarillo, CA 93012 • TEL 805.389.1166 FAX 805.389.1821

2010 Johanson Technology, Inc. All Rights Reserved

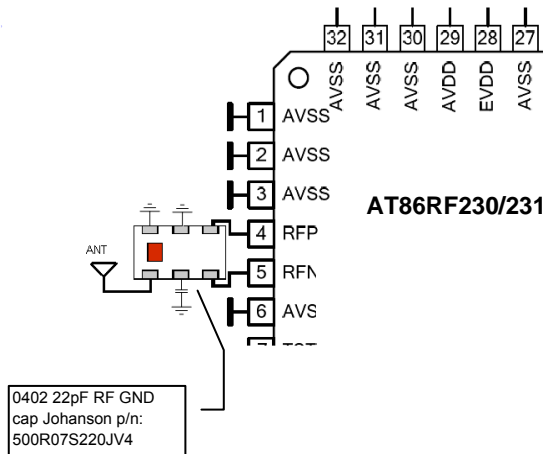
"High Frequency Ceramic Solutions"

2.45 GHz Harmonic Filter-Balun Optimized for AT86RF230/231 and ATmega128RFA1 P/N 2450FB15L0001

Detail Specification: 06/29/2010

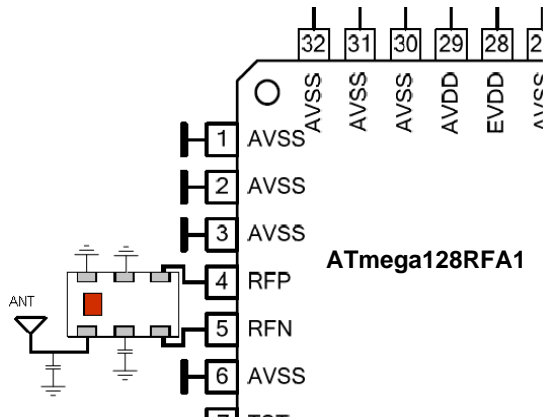
Page 3 of 4

AT86RF230/231 With DC feed graphical representation:



See last page for filtering performance

ATmega128RFA1 With DC feed graphical representation:



See last page for filtering performance

Johanson Technology, Inc. reserves the right to make design changes without notice.

All sales are subject to Johanson Technology, Inc. terms and conditions.



www.johansontechnology.com

4001 Calle Tecate • Camarillo, CA 93012 • TEL 805.389.1166 FAX 805.389.1821

2010 Johanson Technology, Inc. All Rights Reserved

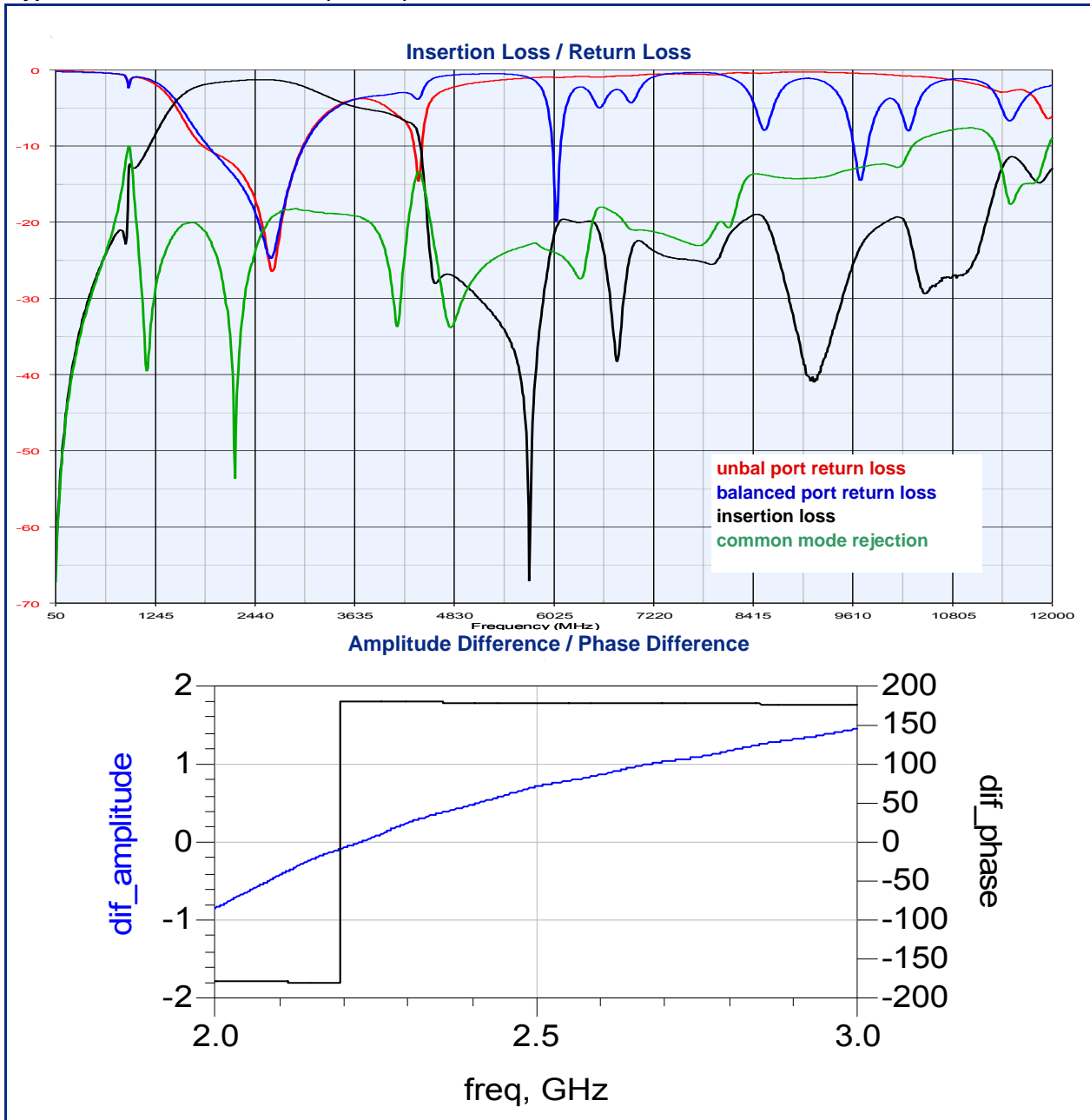
"High Frequency Ceramic Solutions"

2.45 GHz Harmonic Filter-Balun Optimized for AT86RF230/231 and ATmega128RFA1 P/N 2450FB15L0001

Detail Specification: 06/29/2010

Page 4 of 4

Typical Electrical Performance (T=25°C)



Johanson Technology, Inc. reserves the right to make design changes without notice.
All sales are subject to Johanson Technology, Inc. terms and conditions.



www.johansontechnology.com

4001 Calle Tecate • Camarillo, CA 93012 • TEL 805.389.1166 FAX 805.389.1821

2010 Johanson Technology, Inc. All Rights Reserved