

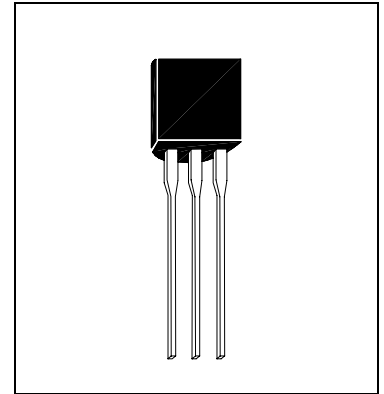


MPSA92

PNP EPITAXIAL PLANAR TRANSISTOR

Description

The A92 is designed for application as a video output to drive color CRT, or as a dialer circuit in electronics telephone.



Absolute Maximum Ratings

- Maximum Temperatures
 - Storage Temperature -55~+150°C
 - Junction Temperature +150°C Maximum
- Maximum Power Dissipation
 - Total Power Dissipation (Ta=25°C) 625 mW
- Maximum Voltages and Currents (Ta=25°C)
 - VCBO Collector to Base Voltage 300 V
 - VCEO Collector to Emitter Voltage 300 V
 - VEBO Emitter to Base Voltage 5 V
 - IC Collector Current 500 mA

Characteristics (Ta=25°C)

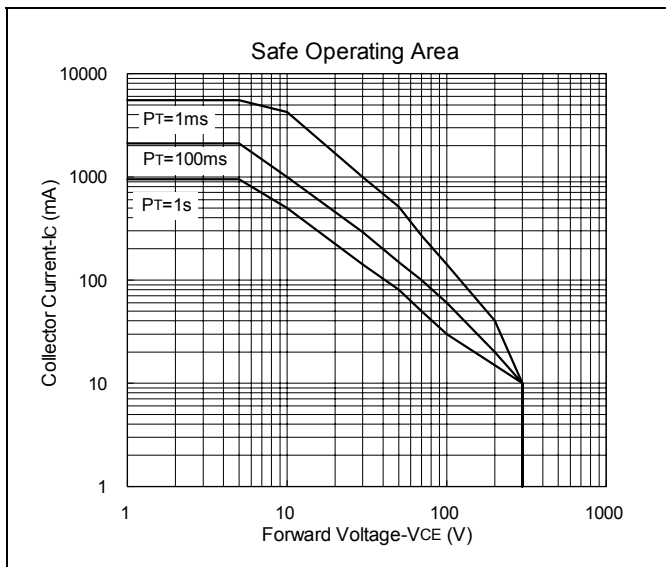
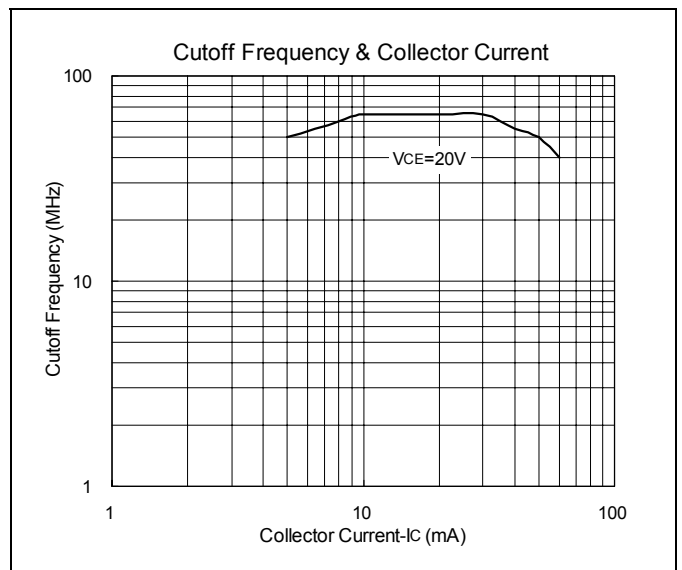
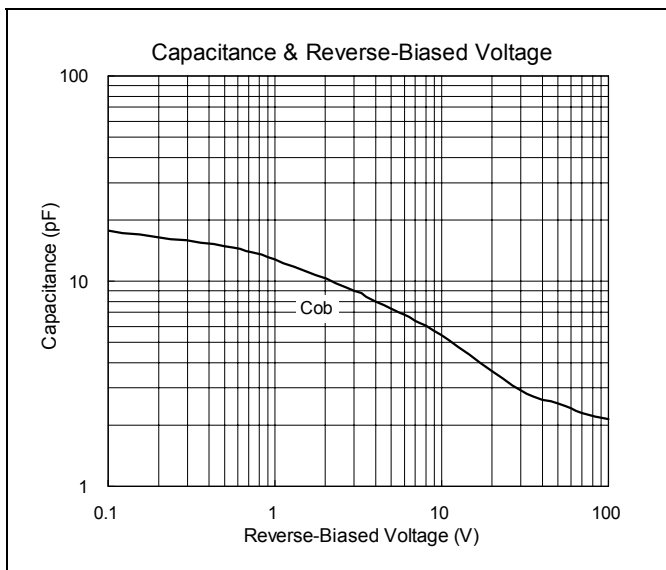
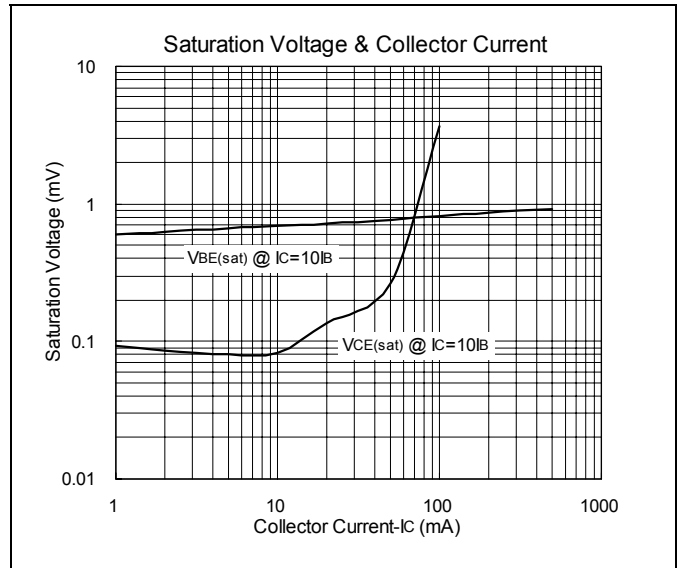
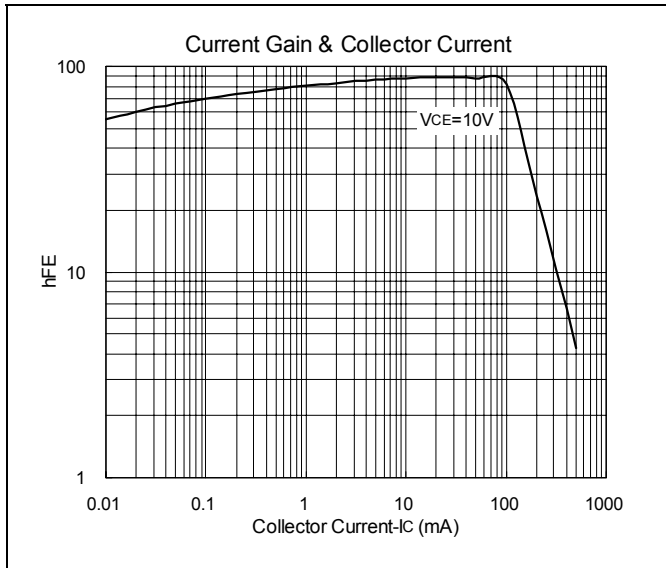
Symbol	Min.	Typ.	Max.	Unit	Test Conditions
BVCBO	300	-	-	V	IC=100uA, IE=0
BVCEO	300	-	-	V	IC=1mA, IB=0
BVEBO	5	-	-	V	IE=10uA, IC=0
ICBO	-	-	100	nA	VCB=200V, IE=0
IEBO	-	-	100	nA	VEB=3V, IC=0
VCE(sat)	-	-	350	mV	IC=20mA, IB=2mA
VBE(sat)	-	-	900	mV	IC=20mA, IB=2mA
hFE1	25	-	-		IC=1mA, VCE=10V
hFE2	40	-	-		IC=10mA, VCE=10V
hFE3	40	-	-		IC=30mA, VCE=10V
hFE4	-	100	-		IC=80mA, VCE=10V
fT	50	-	-	MHZ	IC=10mA, VCE=20V, f=100MHZ
Cob	-	-	6	pF	VCB=20V, f=1MHz, IE=0

Classification Of hFE2 & VCE(sat)

Rank	hFE1	hFE2	hFE3	hFE4	VCE(sat)
NS	>60	>80	>80	>80	<200mV
N	>25	>40	>40	-	<350mV

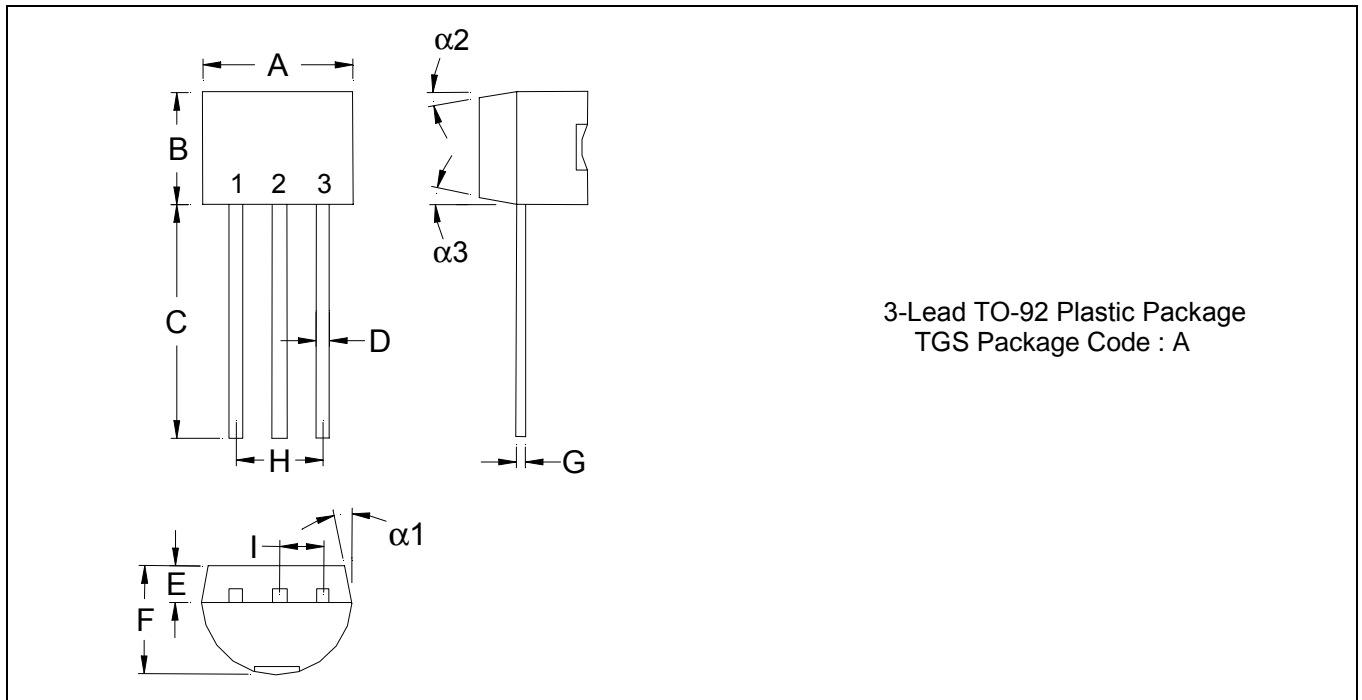


Characteristics Curve





TO-92 Dimension



*:Typical

DIM	Inches		Millimeters		DIM	Inches		Millimeters	
	Min.	Max.	Min.	Max.		Min.	Max.	Min.	Max.
A	0.1704	0.1902	4.33	4.83	G	0.0142	0.0220	0.36	0.56
B	0.1704	0.1902	4.33	4.83	H	-	*0.1000	-	*2.54
C	0.5000	-	12.70	-	I	-	*0.0500	-	*1.27
D	0.0142	0.0220	0.36	0.56	$\alpha 1$	-	*5°	-	*5°
E	-	*0.0500	-	*1.27	$\alpha 2$	-	*2°	-	*2°
F	0.1323	0.1480	3.36	3.76	$\alpha 3$	-	*2°	-	*2°