

VI TELEFILTER**Filter Specification****TFS 70H12A - 1/4****1. Measurement condition**

Ambient temperature T_A :	25 °C.
Input power level:	0 dBm.
Terminating impedances in f_C :	for input: 50 Ω 0 pF.
	for output: 50 Ω 0 pF.

2. Characteristics

Remark:

Reference level for the relative attenuation a_{rel} of the **TFS 70H12A** is the minimum of the pass band attenuation a_{min} . The minimum of the pass band attenuation a_{min} is defined as the insertion loss a_e . The reference frequency f_C is the arithmetic mean value of the upper and lower frequencies at the **20 dB** filter attenuation level relative to the insertion loss a_e . The temperature coefficient of frequency T_{Cf} is valid both for the reference frequency f_C and the frequency response of the filter in the operating temperature range. The frequency shift of the filter in the operating temperature range is not included in the production tolerance scheme.

Data	typ. value	tolerance / limit
Insertion loss (Reference level) a_e	21 dB	max. 23 dB
Centre frequency f_C at ambient temperature (f_{CTA})	70,0 MHz	$70 \pm 0,08$ MHz
Pass band (PB) :	$f_C - 4,0$ MHz ... $f_C + 4,0$ MHz	
Amplitude ripple in : $f_C - 3,6$ MHz ... $f_C + 3,6$ MHz	0,4 dB	max. 0,8 dB
Bandwidth (BW) :	at ambient temperature T_A	
0,8 dB - band width	7,45 MHz	min. 7,2 MHz
3 dB - band width	8,05 MHz	min. 8,0 MHz
20 dB - band width	9,26 MHz	
40 dB - band width	9,88 MHz	max. 10,0 MHz
50 dB - band width	10,11 MHz	
Relative attenuation a_{rel}		
$f_C \pm 3,6$ MHz	$f_C \pm 3,6$ MHz	-
$f_C \pm 5,0$ MHz	$f_C \pm 4,0$ MHz	-
$f_C \pm 5,05$ MHz	$f_C \pm 5,05$ MHz	45 dB
$f_C - 68$ MHz	$f_C \pm 50$ MHz	55...60 dB
$f_C + 50$ MHz	$f_C - 50$ MHz	45...50 dB
$f_C + 90$ MHz	$f_C + 90$ MHz	45...55 dB
$f_C + 145$ MHz	$f_C + 145$ MHz	55...58 dB
$f_C + 155$ MHz	$f_C + 155$ MHz	25 dB
$f_C + 210$ MHz	$f_C + 210$ MHz	55...60 dB
Group delay (mean value in PB):	2,43 μ s	max. 2,5 μ s
Group delay ripple in PB (p-p):	70...80 ns	max. 100 ns
Deviation from linear phase in PB :	3,3 ° (r.m.s. 0,8 °)	max. 4 °
Triple transit attenuation compared to main signal	50...52 dB	
Crosstalk	70...75 dB	
Temperature coefficient of frequency (T_{Cf}):	-87 ppm/K ²	
Frequency deviation of f_C over temperature :	$\Delta f_C(\text{Hz}) = T_{Cf}(\text{ppm/K}) \times (T - T_0) \times f_{CTA}(\text{MHz})$	
Operating temperature range	- 25 °C ... + 80 °C	
Storage temperature range	- 40 °C ... + 85 °C	

Generated:

Wadim Dunzow

Checked/Approved:

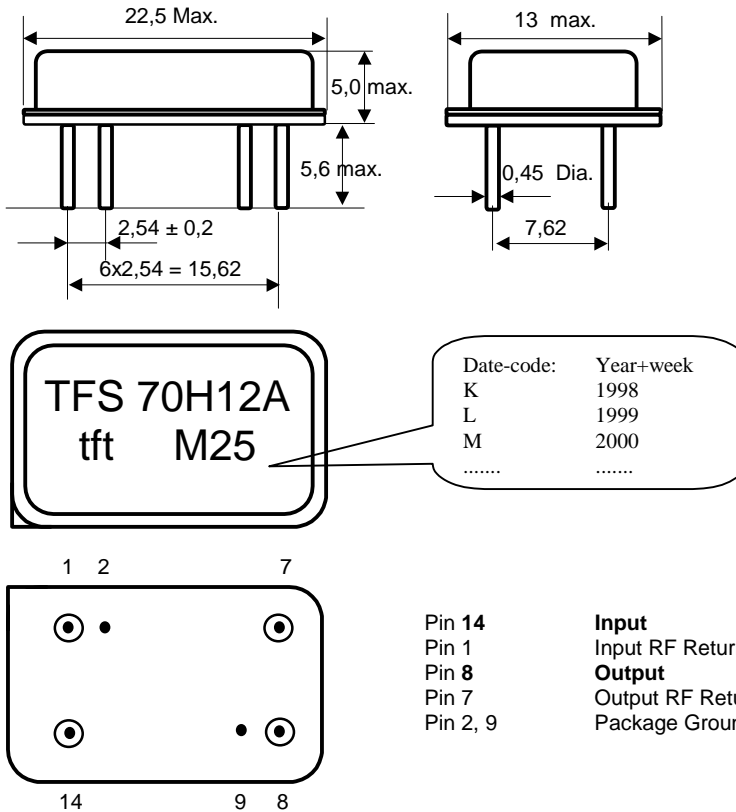
Dr. Bert Wall

VI TELEFILTER
 Potsdamer Straße 18
 D 14 513 TELTOW / Germany
 Tel: (+49) 3328 4784-52 / Fax: (+49) 3328 4784-30
 E-Mail: tft@telefilter.com

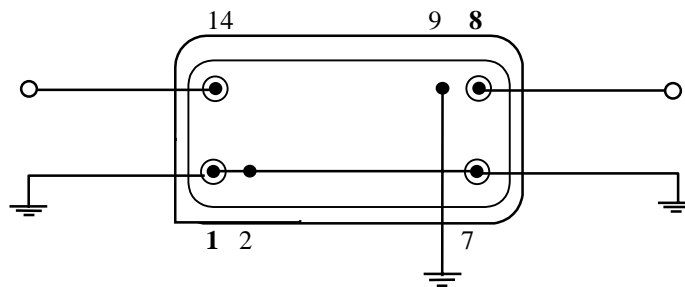
Vectron International, Inc.
 267 Lowell Road
 Hudson, NH 03051 / USA
 Tel: (603) 598-0070 Fax: (603) 598-0075
 E-Mail: vti@vtinh.com

VI TELEFILTER reserves the right to make changes to the product(s) and/or information contained herein without notice. No liability is assumed as a result of their use or application. No rights under any patent accompany the sale of any such product(s) or information

3. Package :



4. 50 Ω matching network:



5. Air reflow temperature conditions

1st and 2nd air reflow profile

Name:	pre-heating periods	main-heating periods	peak temperature
Temperature:	150 °C - 170 °C	over 200 °C	255 °C ± 5 °C
Time:	60 sec. - 90 sec.	20 sec. - 25 sec.	

Air reflow profile

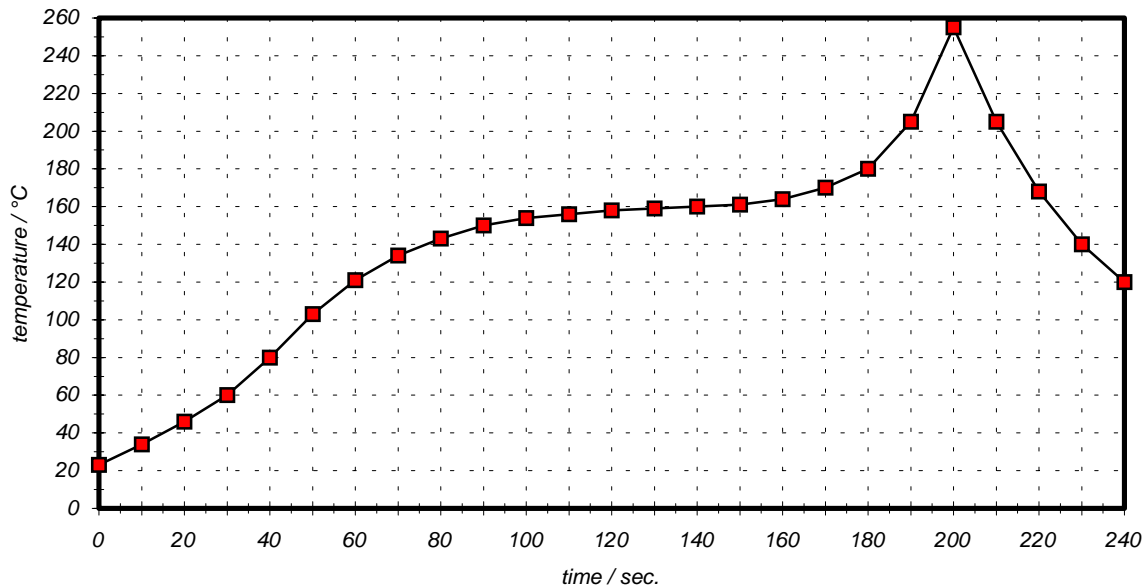


Table for temperature vs. time during the air reflow process

Tolerance of temperatures: ± 5 °C

time / sec.	temperature / °C	time / sec.	temperature / °C
0	23	140	160
10	34	150	161
20	46	160	164
30	60	170	170
40	80	180	180
50	103	190	205
60	121	195	230
70	134	200	255
80	143	205	230
90	150	210	205
100	154	215	180
110	156	220	165
120	158	230	140
130	159	240	120

VI TELEFILTER**Filter Specification****TFS 70H12A - 4/4**

History

Version	Reason of changes	Name	Date
1.0	Generate Filter Specification .	Dunzow W.	25.07.2000.

VI TELEFILTER
Potsdamer Straße 18
D 14 513 TELTOW / Germany
Tel: (+49) 3328 4784-52 / Fax: (+49) 3328 4784-30
E-Mail: tft@telefilter.com

Vectron International, Inc.
267 Lowell Road
Hudson, NH 03051 / USA
Tel: (603) 598-0070 Fax: (603) 598-0075
E-Mail: vti@vtinh.com

VI TELEFILTER reserves the right to make changes to the product(s) and/or information contained herein without notice. No liability is assumed as a result of their use or application. No rights under any patent accompany the sale of any such product(s) or information