




M I C R O T U N E®

MT1110 RF AMPLIFIER

PRODUCT BRIEF

The MT1110 RF amplifier is designed for broadband CATV distribution, car TV applications, and infrastructure applications.



MT1110 RF Amplifier

RF SILICON AND SUBSYSTEMS SOLUTIONS FOR BROADBAND COMMUNICATIONS AND AUTOMOTIVE ELECTRONICS

The Microtune MT1110 radio frequency (RF) amplifier is a 75Ω internally matched amplifier designed for broadband CATV distribution, car TV applications, and infrastructure applications.

The MT1110 is built using high-performance silicon-germanium (SiGe) technology and offers 15 dB gain with an industry best noise figure of 3.0 dB. It achieves a third-order intercept point of 80 dBmV while drawing the industry's lowest current, 76 mA, from a single 5V supply.

The MT1110's Darlington circuit topology produces high linearity with very low noise, while maintaining matched input and output impedances. Two AC coupling capacitors, a bias resistor, and an optional inductor are the only external components required.

The MT1110 is available in an SOT-89 package for the extended industrial and automotive temperature range of -40°C to +85°C.

The MT1110 is highly suitable for applications such as car TV antenna amplifiers or splitters for car TV receivers.

APPLICATIONS

- Set-top box
- Home gateways
- CATV broadband distribution
- Cable splitters
- Laser drivers
- Optical receivers
- Car TV antenna amplifiers
- Splitters for car TV receivers
- Wireless data
- PA driver amplifier
- IF amplifier

FEATURES

- Cascadable 75Ω gain block
- 15 dB gain
- 3 dB noise figure
- Unconditionally stable
- 20 dB input return loss
- 1 MHz to 1600 MHz 3 dB bandwidth
- Typical OIP3 at 76 mA is 80 dBmV at 850 MHz
- Single 5V supply
- Adjustable current consumption
- SOT-89 package
- Industry standard pin-out for drop-in compatibility

M I C R O T U N E

MT1110 RF AMPLIFIERS

PRODUCT BRIEF

AC ELECTRICAL CHARACTERISTICS

PARAMETER	MIN	TYP	MAX	UNIT
Power gain		15		dB
3 dB gain bandwidth	1		1600	MHz
Noise figure		3		dB
Composite triple beat				
79 channels, output = 25 dBmV/tone		-72		dBc
112 channels, output = 25 dBmV/tone		-71		dBc
132 channels, output = 25 dBmV/tone		-70		dBc
Composite second order (sum)				
79 channels, output = 25 dBmV/tone		-61		dBc
112 channels, output = 25 dBmV/tone		-58		dBc
132 channels, output = 25 dBmV/tone		-53		dBc
Composite second order (difference)				
79 channels, output = 25 dBmV/tone		-54		dBc
112 channels, output = 25 dBmV/tone		-53		dBc
132 channels, output = 25 dBmV/tone		-52		dBc
Cross modulation				
79 channels, output = 25 dBmV/tone		-68		dBc
112 channels, output = 25 dBmV/tone		-65		dBc
132 channels, output = 25 dBmV/tone		-63		dBc

TYPICAL APPLICATION

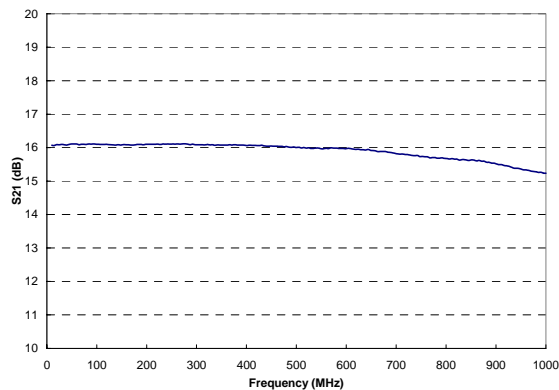
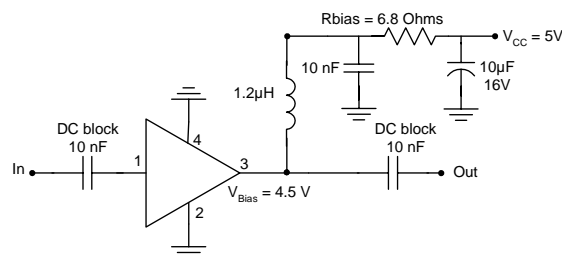


Figure 1 Power Gain vs. Frequency

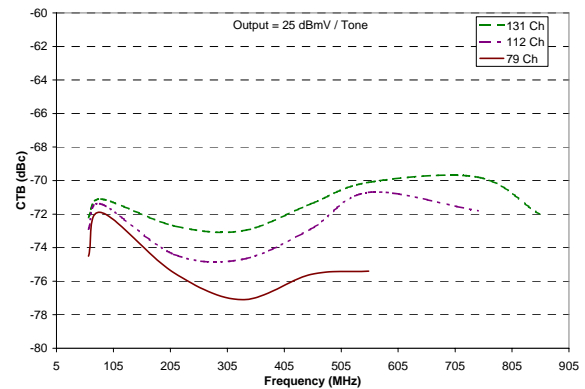


Figure 2 CTB vs. Frequency

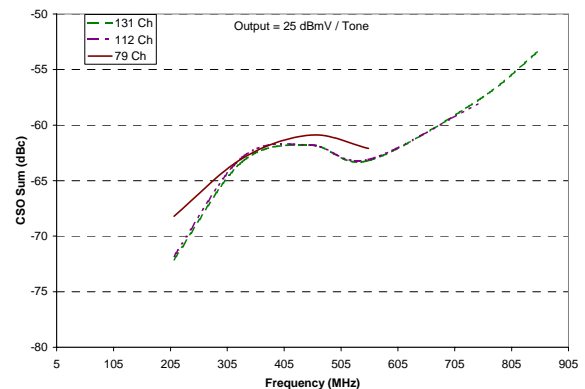


Figure 3 CSO Sum vs. Frequency

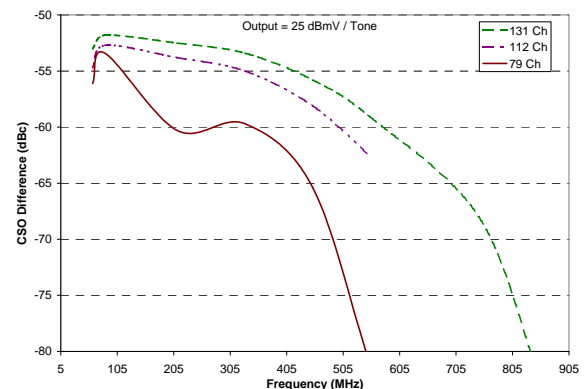


Figure 4 CSO Difference vs. Frequency



Microtune, Inc., 2201 Tenth Street, Plano, TX 75074, USA

Tel: +1-972-673-1600, Fax: +1-972-673-1602, E-mail: sales@microtune.com, Web site: www.microtune.com

For a detailed list of design centers, sales offices, and sales representatives, visit our Web site at www.microtune.com.

The information in this document is believed to be accurate and reliable. Microtune assumes no responsibility for any consequences arising from the use of this information, nor for any infringement of patents or the rights of third parties which may result from its use. No license is granted by implication or otherwise under any patent or other rights of Microtune. The information in this publication replaces and supersedes all information previously supplied, and is subject to change without notice. The customer is responsible for assuring that proper design and operating safeguards are observed to minimize inherent and procedural hazards. Microtune assumes no responsibility for applications assistance or customer product design.

The devices described in this document are not authorized for use in medical, life-support equipment, or any other application involving a potential risk of severe property or environmental damage, personal injury, or death without prior express written approval of Microtune. Any such use is understood to be entirely at the user's risk.

Microtune is a registered trademark of Microtune, Inc. MicroTuner, MicroStreamer, VideoCaster, DataCaster, and the Microtune logo are trademarks of Microtune, Inc. All other trademarks belong to their respective companies.

Microtune's products are protected by one or more of the following U.S. patents: DE10011662; GB1026825; ES1026825; DE19628727; DE19904588.7-09; DE348698; FR348698; GB348698; IT348698; DE3821716; US5,933,946; DE50000802.7-08; DE552624 and additional patents pending or filed.