

NV4V31MF

Blue-Violet Laser Diode

R08DS0045EJ0001

405 nm Blue-Violet Laser Light Source

Rev.0.01

Sep 08, 2011

DESCRIPTION

The NV4V31MF is a blue-violet laser diode with a wavelength of 405 nm. A newly developed LD chip structure achieves a high optical power output of 175 mW (CW) at up to 85 °C. The NV4V31MF can provide excellent linearity from low to high output at high temperatures, and reduces the unevenness of beam divergence.

FEATURES

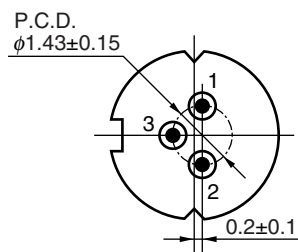
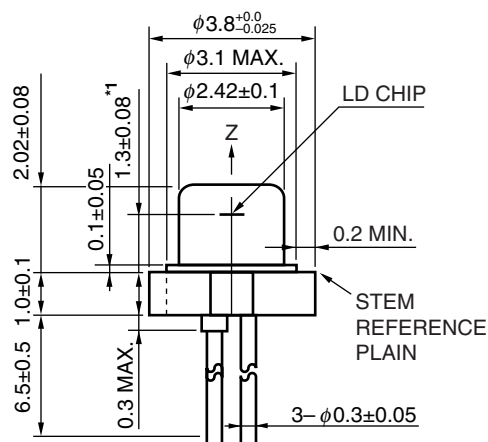
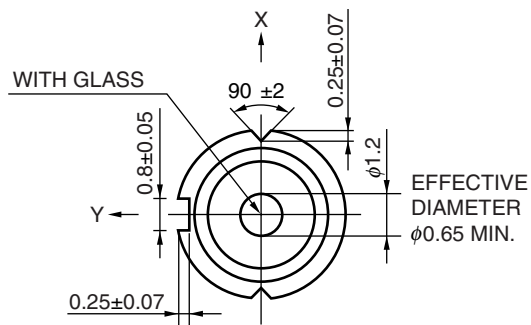
High optical output power	$P_o = 175 \text{ mW @CW}$
Peak emission wavelength	$\lambda_p = 405 \text{ nm TYP.}$
Wide operating temperature range	$T_C = -5 \text{ to } +85 \text{ }^\circ\text{C}$
$\phi 3.8 \text{ mm}$ small CAN package	

APPLICATIONS

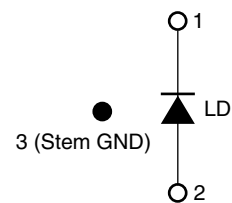
Blue-violet laser light source



PACKAGE DIMENSIONS (UNIT: mm)



BOTTOM VIEW



PIN CONNECTIONS

- Remarks**
- Cap glass thickness: 0.25±0.03 mm
 Cap glass refractive index: 1.53 ($\lambda = 405 \text{ nm}$)
 - Position accuracy of the LD chip based on the center of stem
 $\Delta x = \pm 80 \text{ m}$
 $\Delta y = \pm 80 \text{ m}$
 $\Delta z = \pm 80 \text{ m} (^{*1})$

ORDERING INFORMATION

Part Number	Package
NV4V31MF	φ 3.8 mm CAN package

ABSOLUTE MAXIMUM RATINGS (T_c = 25 C, unless otherwise specified)

Parameter	Symbol	Ratings	Unit
Optical Output Power (CW)	P _o	180	mW
Optical Output Power (pulse) *1	P _p	360	mW
Reverse Voltage of LD	V _R	2	V
Operating Case Temperature	T _c	-5 to +85	C
Storage Temperature	T _{stg}	-40 to +85	C

Note: *1. Pulse condition: PW ≤ 50 ns, Duty ≤ 50%

RECOMMENDED OPERATING CONDITIONS (T_c = 25 C, unless otherwise specified)

Parameter	Symbol	MAX.	Unit
Optical Output Power (CW)	P _o	175	mW

ELECTRO-OPTICAL CHARACTERISTICS (T_c = 25 C, unless otherwise specified)

Parameter	Symbol	Conditions	MIN.	TYP	MAX.	Unit
Threshold Current	I _{th}	CW		35	55	mA
Operating Current	I _{op}	CW, P _o = 175 mW		150	200	mA
Optical Voltage	V _{op}	CW, P _o = 175 mW		5.0	6.5	V
Slope Efficiency	η _d	CW, P _o = 20 mW, 175 mW	1.1	1.55		W/A
Peak Wavelength	λ _p	CW, P _o = 175 mW	400	405	415	nm
Beam Divergence (lateral)	θ _l	CW, P _o = 175 mW	6	9	12	deg.
Beam Divergence (vertical)	θ _v		15	20	25	
Position Accuracy Angle (lateral)	Δθ _l	CW, P _o = 175 mW	-3	0	3	deg.
Position Accuracy Angle (vertical)	Δθ _v		-3	0	3	

NOTES ON HANDLING (UNIT: mm)

1. Recommended soldering conditions

- Peak Temperature 350 C or below
- Time 3 seconds or less
- Soldering of leads should be made at the point 2.0 mm from the root of the lead
- This device cannot be mounted using reflow soldering.

2. Usage cautions

(1) Take the following steps to ensure that the device is not damaged by static electricity.

- Wear an antistatic wrist strap when soldering the device.
We recommend a strap with a 1 M Ω resistor.
- Make sure that the work table and soldering iron are grounded.
- Make sure that the soldering iron does not leak.

(2) Do not subject the package to undue stress.

The package has a tensile strength of 1N.

Do not exceed this rating. Also, avoid bending the leads as much as possible.

If the leads must be bent, bend them only once, making sure to anchor the base of the lead.

(3) Do not allow the glass window of the package to become scratched or dirty.

Also, do not subject the glass window to external force.

(4) Be sure to attach a heat sink to sufficiently dissipate heat.

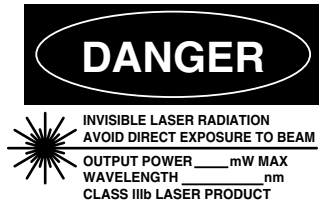
(5) Use the device as soon as possible after opening the aluminum moisture barrier bag.

REFERENCE

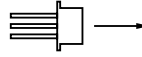
Document Name	Document No.
Opto-Electronics Devices Pamphlet ^{*1}	PX10160E

Note: *1. Published by the former NEC Electronics Corporation.

SAFETY INFORMATION ON THIS PRODUCT



SEMICONDUCTOR LASER



AVOID EXPOSURE-Invisible
Laser Radiation is emitted from
this aperture

Warning	Laser Beam	A laser beam is emitted from this diode during operation. The laser beam, visible or invisible, directly or indirectly, may cause injury to the eye or loss of eyesight. <ul style="list-style-type: none">• Do not look directly into the laser beam.• Avoid exposure to the laser beam, any reflected or collimated beam.
----------------	------------	---

Revision History	NV4V31MF Preliminary Data Sheet
-------------------------	--

Rev.	Date	Description	
		Page	Summary
0.01	Sep 08, 2011	-	First edition issued

All trademarks and registered trademarks are the property of their respective owners.

Notice

- All information included in this document is current as of the date this document is issued. Such information, however, is subject to change without any prior notice. Before purchasing or using any Renesas Electronics products listed herein, please confirm the latest product information with a Renesas Electronics sales office. Also, please pay regular and careful attention to additional and different information to be disclosed by Renesas Electronics such as that disclosed through our website.
- Renesas Electronics does not assume any liability for infringement of patents, copyrights, or other intellectual property rights of third parties by or arising from the use of Renesas Electronics products or technical information described in this document. No license, express, implied or otherwise, is granted hereby under any patents, copyrights or other intellectual property rights of Renesas Electronics or others.
- You should not alter, modify, copy, or otherwise misappropriate any Renesas Electronics product, whether in whole or in part.
- Descriptions of circuits, software and other related information in this document are provided only to illustrate the operation of semiconductor products and application examples. You are fully responsible for the incorporation of these circuits, software, and information in the design of your equipment. Renesas Electronics assumes no responsibility for any losses incurred by you or third parties arising from the use of these circuits, software, or information.
- When exporting the products or technology described in this document, you should comply with the applicable export control laws and regulations and follow the procedures required by such laws and regulations. You should not use Renesas Electronics products or the technology described in this document for any purpose relating to military applications or use by the military, including but not limited to the development of weapons of mass destruction. Renesas Electronics products and technology may not be used for or incorporated into any products or systems whose manufacture, use, or sale is prohibited under any applicable domestic or foreign laws or regulations.
- Renesas Electronics has used reasonable care in preparing the information included in this document, but Renesas Electronics does not warrant that such information is error free. Renesas Electronics assumes no liability whatsoever for any damages incurred by you resulting from errors in or omissions from the information included herein.
- Renesas Electronics products are classified according to the following three quality grades: "Standard", "High Quality", and "Specific". The recommended applications for each Renesas Electronics product depends on the product's quality grade, as indicated below. You must check the quality grade of each Renesas Electronics product before using it in a particular application. You may not use any Renesas Electronics product for any application categorized as "Specific" without the prior written consent of Renesas Electronics. Further, you may not use any Renesas Electronics product for any application for which it is not intended without the prior written consent of Renesas Electronics. Renesas Electronics shall not be in any way liable for any damages or losses incurred by you or third parties arising from the use of any Renesas Electronics product for an application categorized as "Specific" or for which the product is not intended where you have failed to obtain the prior written consent of Renesas Electronics. The quality grade of each Renesas Electronics product is "Standard" unless otherwise expressly specified in a Renesas Electronics data sheets or data books, etc.
"Standard": Computers; office equipment; communications equipment; test and measurement equipment; audio and visual equipment; home electronic appliances; machine tools; personal electronic equipment; and industrial robots.
"High Quality": Transportation equipment (automobiles, trains, ships, etc.); traffic control systems; anti-disaster systems; anti-crime systems; safety equipment; and medical equipment not specifically designed for life support.
"Specific": Aircraft; aerospace equipment; submersible repeaters; nuclear reactor control systems; medical equipment or systems for life support (e.g. artificial life support devices or systems), surgical implantations, or healthcare intervention (e.g. excision, etc.), and any other applications or purposes that pose a direct threat to human life.
- You should use the Renesas Electronics products described in this document within the range specified by Renesas Electronics, especially with respect to the maximum rating, operating supply voltage range, movement power voltage range, heat radiation characteristics, installation and other product characteristics. Renesas Electronics shall have no liability for malfunctions or damages arising out of the use of Renesas Electronics products beyond such specified ranges.
- Although Renesas Electronics endeavors to improve the quality and reliability of its products, semiconductor products have specific characteristics such as the occurrence of failure at a certain rate and malfunctions under certain use conditions. Further, Renesas Electronics products are not subject to radiation resistance design. Please be sure to implement safety measures to guard them against the possibility of physical injury, and injury or damage caused by fire in the event of the failure of a Renesas Electronics product, such as safety design for hardware and software including but not limited to redundancy, fire control and malfunction prevention, appropriate treatment for aging degradation or any other appropriate measures. Because the evaluation of microcomputer software alone is very difficult, please evaluate the safety of the final products or system manufactured by you.
- Please contact a Renesas Electronics sales office for details as to environmental matters such as the environmental compatibility of each Renesas Electronics product. Please use Renesas Electronics products in compliance with all applicable laws and regulations that regulate the inclusion or use of controlled substances, including without limitation, the EU RoHS Directive. Renesas Electronics assumes no liability for damages or losses occurring as a result of your noncompliance with applicable laws and regulations.
- This document may not be reproduced or duplicated, in any form, in whole or in part, without prior written consent of Renesas Electronics.
- Please contact a Renesas Electronics sales office if you have any questions regarding the information contained in this document or Renesas Electronics products, or if you have any other inquiries.
(Note 1) "Renesas Electronics" as used in this document means Renesas Electronics Corporation and also includes its majority-owned subsidiaries.
(Note 2) "Renesas Electronics product(s)" means any product developed or manufactured by or for Renesas Electronics.



SALES OFFICES

Renesas Electronics Corporation

<http://www.renesas.com>

Refer to "<http://www.renesas.com/>" for the latest and detailed information.

Renesas Electronics America Inc.
2880 Scott Boulevard Santa Clara, CA 95050-2554, U.S.A.
Tel: +1-408-586-6000, Fax: +1-408-588-6130

Renesas Electronics Canada Limited
1101 Nicholson Road, Newmarket, Ontario L3Y 9C3, Canada
Tel: +1-905-898-5441, Fax: +1-905-898-3220

Renesas Electronics Europe Limited
Dukes Meadow, Millboard Road, Bourne End, Buckinghamshire, SL8 5FH, U.K.
Tel: +44-1628-585-100, Fax: +44-1628-585-900

Renesas Electronics Europe GmbH
Arcadiastrasse 10, 40472 Düsseldorf, Germany
Tel: +49-211-65030, Fax: +49-211-6503-1327

Renesas Electronics (China) Co., Ltd.
7th Floor, Quantum Plaza, No.27 ZhiChunLu Haidian District, Beijing 100083, P.R.China
Tel: +86-10-8235-1155, Fax: +86-10-8235-7679

Renesas Electronics (Shanghai) Co., Ltd.
Unit 204, 205, AZIA Center, No.1233 Lujiazui Ring Rd., Pudong District, Shanghai 200120, China
Tel: +86-21-5877-1818, Fax: +86-21-6887-7858 / -7898

Renesas Electronics Hong Kong Limited
Unit 1601-1613, 16/F., Tower 2, Grand Century Place, 193 Prince Edward Road West, Mongkok, Kowloon, Hong Kong
Tel: +852-2886-9318, Fax: +852 2886-9022/9044

Renesas Electronics Taiwan Co., Ltd.
13F, No. 363, Fu Shing North Road, Taipei, Taiwan
Tel: +886-2-8175-9600, Fax: +886 2-8175-9670

Renesas Electronics Singapore Pte. Ltd.
1 HarbourFront Avenue, #06-10, Keppel Bay Tower, Singapore 098632
Tel: +65-6213-0200, Fax: +65-6276-8001

Renesas Electronics Malaysia Sdn.Bhd.
Unit 906, Block B, Menara Amcorp, Amcorp Trade Centre, No. 18, Jin Persiaran Barat, 46050 Petaling Jaya, Selangor Darul Ehsan, Malaysia
Tel: +60-3-7955-9390, Fax: +60-3-7955-9510

Renesas Electronics Korea Co., Ltd.
11F., Samik Lavied' or Bldg., 720-2 Yeoksam-Dong, Kangnam-Ku, Seoul 135-080, Korea
Tel: +82-2-558-3737, Fax: +82-2-558-5141