

# Rectifier Diodes

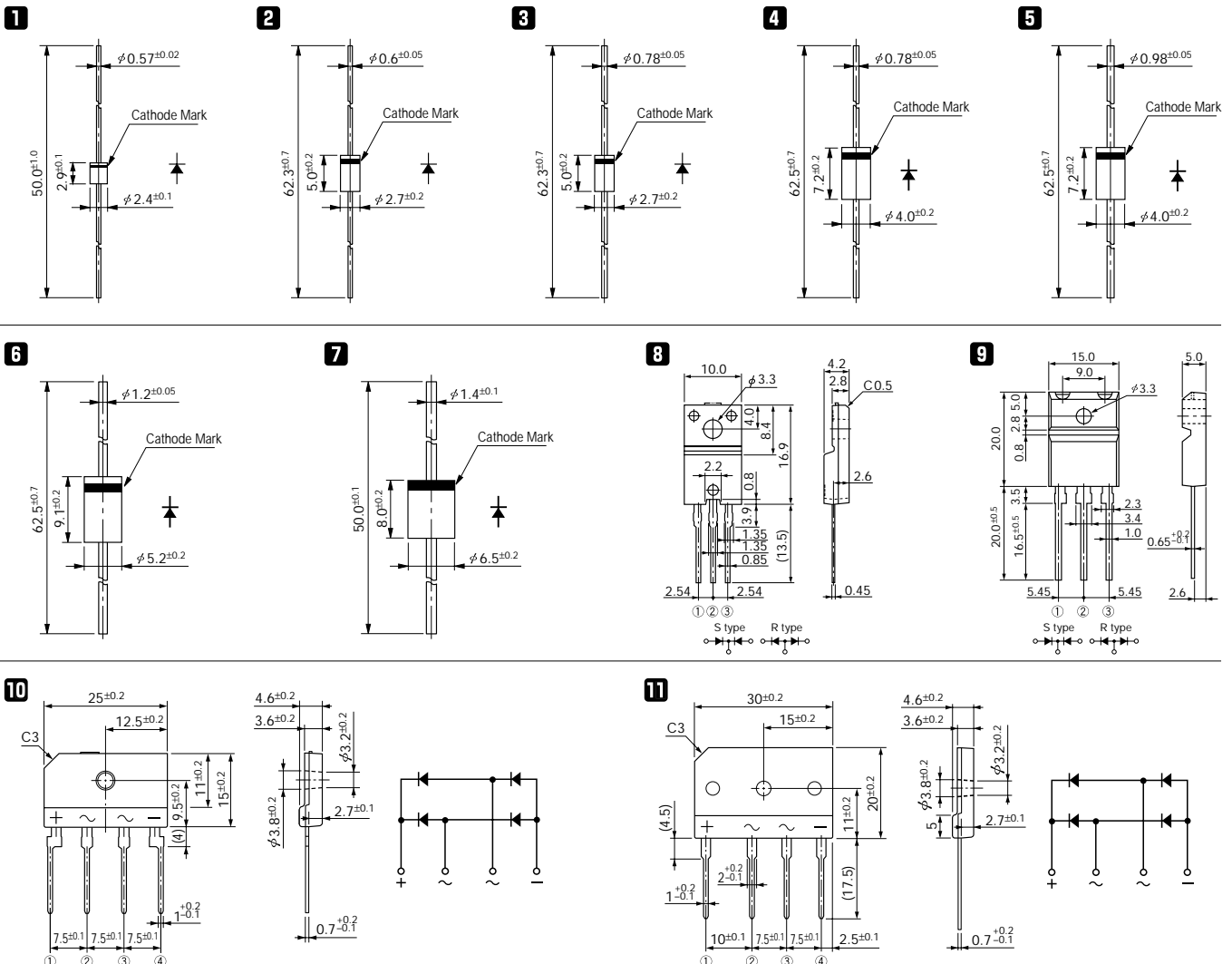
## 600V

V <sub>RM</sub> (V)	Package	Part Number	I <sub>F</sub> (AV) (A)	I <sub>FSM</sub> (A)	T <sub>J</sub> (°C)	T <sub>stg</sub> (°C)	V <sub>F</sub> (V) max	I <sub>F</sub> (A)	I <sub>R</sub> (μA)	I <sub>R</sub> (H) (μA)	R <sub>th(j-l)</sub> R <sub>th(j-c)</sub> (°C/W)	Mass (g)	Fig. No.	Page where characteristic curve is shown
			( ) is with Heatsink	50Hz Half-cycle Sinewave Single Shot					V <sub>R</sub> = V <sub>RM</sub> max	V <sub>R</sub> = V <sub>RM</sub> max				
600	Axial	AM01A	1.0	35	-40 to +150	0.98	1.0	10	50	100	22	0.13	1	48
		EM01A	1.0	45	-40 to +150	0.97	1.0	10	50	100	20	0.2	2	
		EM 1A	1.0	45	-40 to +150	0.97	1.0	10	50	100	17	0.3	3	
		RM 1A	1.0	50	-40 to +150	0.95	1.0	5	50	100	15	0.4	4	49
		EM 2A	1.2	80	-40 to +150	0.92	1.2	10	50	100	17	0.3	3	
		RM 11A	1.2	100	-40 to +150	0.92	1.5	10	50	100	15	0.4	4	
		RM 10A	1.2	150	-40 to +150	0.91	1.5	10	50	100	15	0.4	4	
		RM 2A	1.2	100	-40 to +150	0.91	1.5	10	50	100	12	0.6	5	50
		RO 2A	1.2	80	-40 to +150	0.92	1.5	10	50	100	12	0.61	5	
		RM 3A	2.5	150	-40 to +150	0.95	2.5	10	100	100	10	1.0	6	
	RM 4A	1.7 (3.0)	200	-40 to +150	0.95	3.0	10	50	100	8	1.2	7	50	
	RM 4AM	1.8 (3.2)	350	-40 to +150	0.92	3.5	10	50	100	8	1.2	7		
	Center-tap	FMM-26S, R	10	100	-40 to +150	1.1	5.0	10	100	100	4.0	2.1	8	50
	FMM-36S, R	20	120	-40 to +150	1.1	10	10	100	100	2.0	5.5	9	51	
	Bridge	RBV-406	4.0	80	-40 to +150	1.1	2.0	10	100	100	5.0	4.05	10	51
		RBV-406H	4.0	120	-40 to +150	0.92	2.0	10	100	100	5.0	4.05	10	52
		RBV-406M	4.0	120	-40 to +150	1.0	2.0	10	100	100	5.0	4.05	10	51
		RBV-606	6.0	120	-40 to +150	1.05	3.0	10	100	100	3.0	6.45	11	52
		RBV-606H	6.0	140	-40 to +150	1.05	3.0	10	200	100	3.0	6.45	11	52
		RBV-4086H	8.0	120	-40 to +150	1.1	4.0	10	100	100(Tj)	2.0	4.05	10	54
RBV-4106M		10	120	-40 to +150	1.0	5.0	10	100	100	2.0	4.05	10	54	
RBV-1306		13	80	-40 to +150	1.2	6.5	10	100	100	1.5	6.45	11	53	
RBV-1506S		15	150	-40 to +150	1.1	7.5	10	200	100	1.5	6.45	11		
RBV-1506J		15	150	-40 to +175	1.1	7.5	10	200	150(Tj)	1.5	6.45	11		
RBV-1506	15	200	-40 to +150	1.05	7.5	50	200	100	1.5	6.45	11			
RBV-2506	25	350	-40 to +150	1.05	12.5	50	200	100	1.5	6.45	11	54		

### External Dimensions

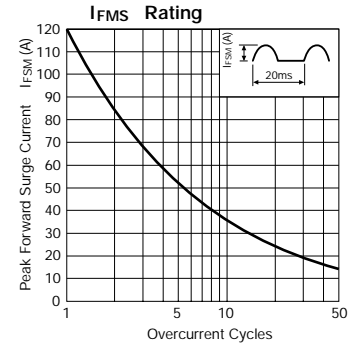
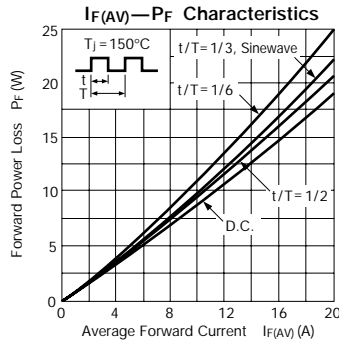
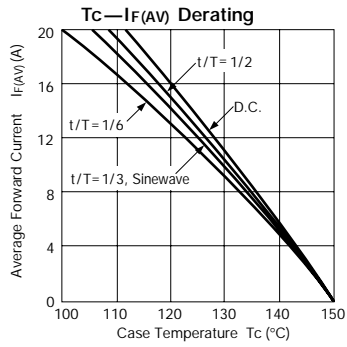
Flammability: UL94V-0 or Equivalent (Unit: mm)

\* : Under development

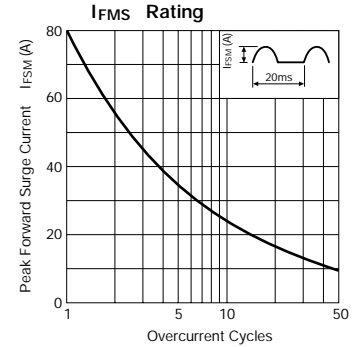
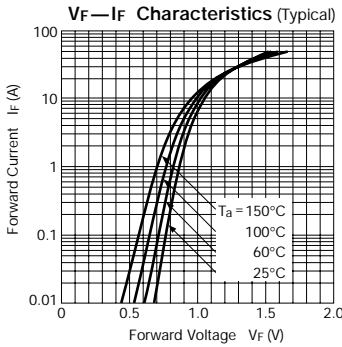
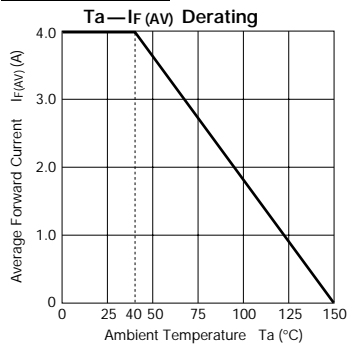


# Characteristic Curves Rectifier Diodes

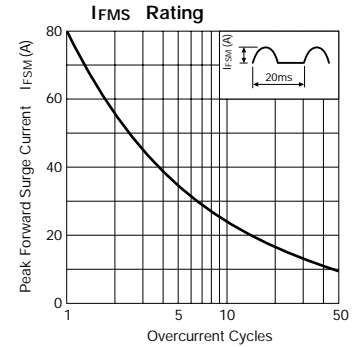
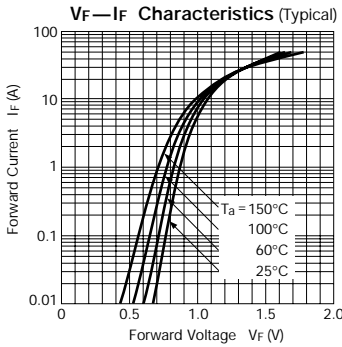
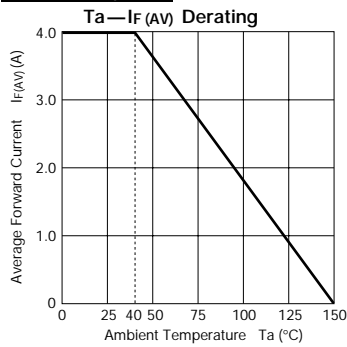
## FMM-3 series



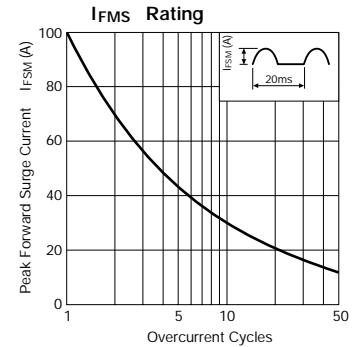
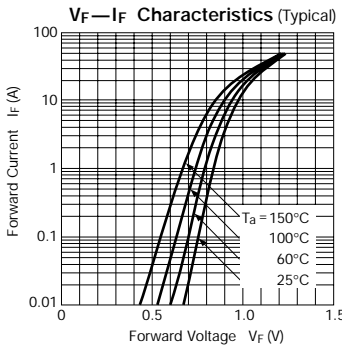
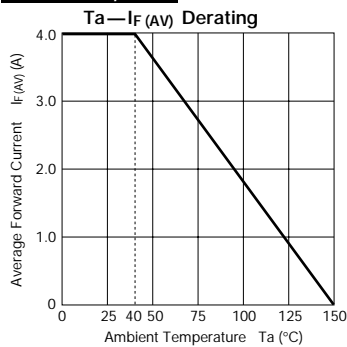
## RBV-401, 402



## RBV-404, 406



## RBV-408, 40C



## RBV-406M

