

# Rectifier Diodes

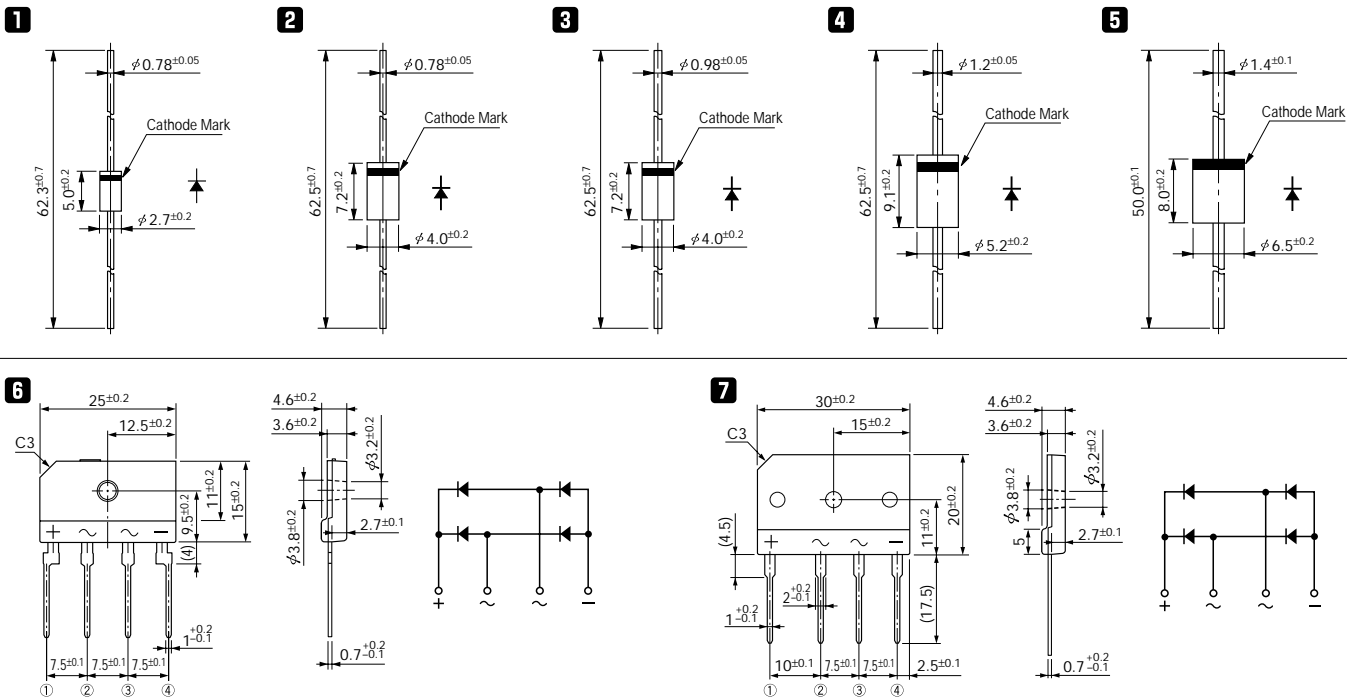
# 1000V

V <sub>RM</sub> (V)	Package	Part Number	I <sub>F</sub> (AV) (A) ( ) is with Heatsink	I <sub>FSM</sub> (A)	T <sub>J</sub> (°C)	T <sub>stg</sub> (°C)	V <sub>F</sub> (V) max	I <sub>F</sub> (A)	I <sub>R</sub> (μA)	I <sub>R</sub> (H) (μA)	R <sub>th</sub> (j-ℓ) R <sub>th</sub> (j-c) (°C/W)	Mass (g)	Fig. No.	Page where characteristic curve is shown
				50Hz Half-cycle Sinewave Single Shot					V <sub>R</sub> = V <sub>RM</sub> max	V <sub>R</sub> = V <sub>RM</sub> max				
1000	Axial	RM 1C	0.8	40	-40 to +150	1.2	1.0	5	50	100	15	0.4	2	49
		EM 1C	1.0	35	-40 to +150	0.97	1.0	20	100	100	17	0.3	1	48
		RM 11C	1.2	100	-40 to +150	0.92	1.5	10	50	100	15	0.4	2	49
		RM 2C	1.2	100	-40 to +150	0.91	1.5	10	50	100	12	0.6	3	
		RO 2C	1.2	80	-40 to +150	0.92	1.5	10	50	100	12	0.61	3	
		RM 3C	2.0	150	-40 to +150	0.95	2.5	10	100	150	10	1.0	4	50
	RM 4C	1.7 (3.0)	150	-40 to +150	0.95	3.0	10	50	100	8	1.2	5		
	Bridge	RBV-40C	4.0	100	-40 to +150	1.0	2.0	10	50	100	5.0	4.05	6	51
RBV-150C *		15	200	-40 to +150	1.05	7.5	50	200	100(TJ)	1.5	6.45	7	54	

\* : Under development

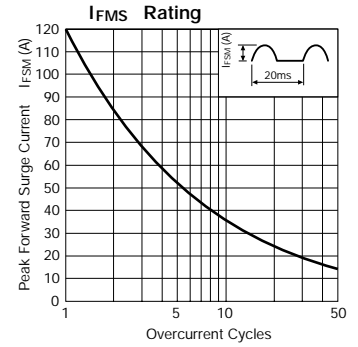
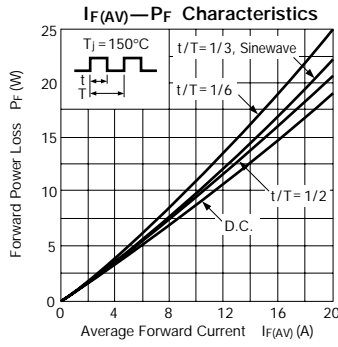
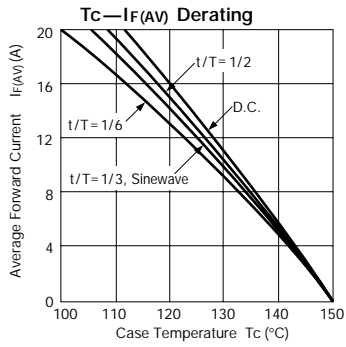
## External Dimensions

Flammability: UL94V-0 or Equivalent (Unit: mm)

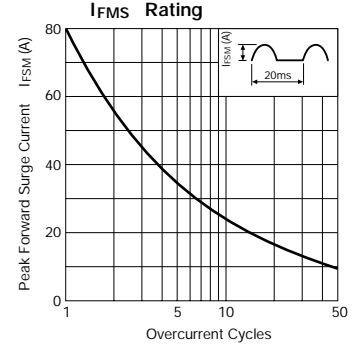
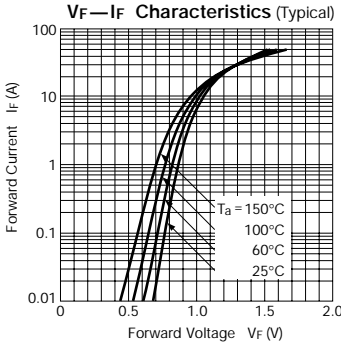
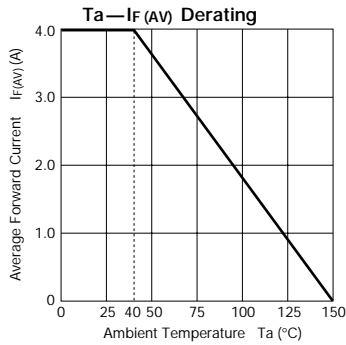


# Characteristic Curves Rectifier Diodes

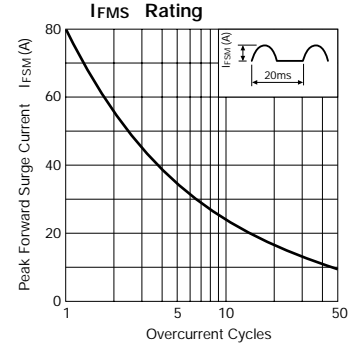
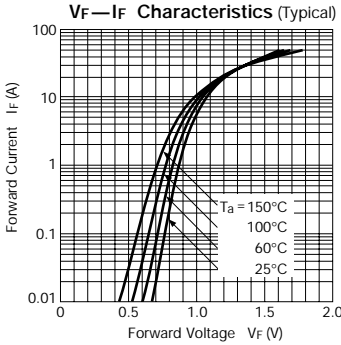
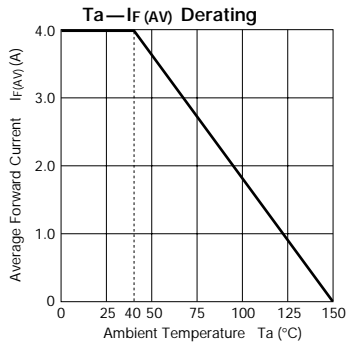
## FMM-3 series



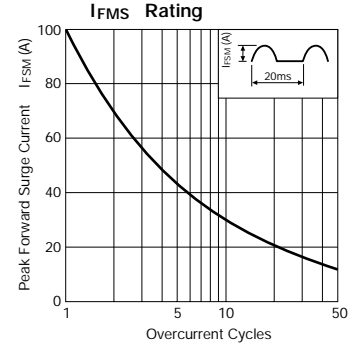
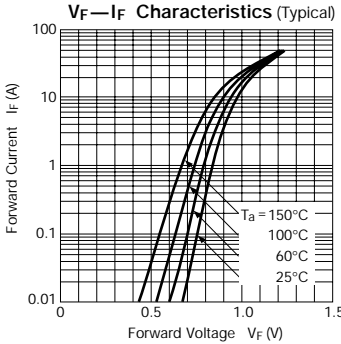
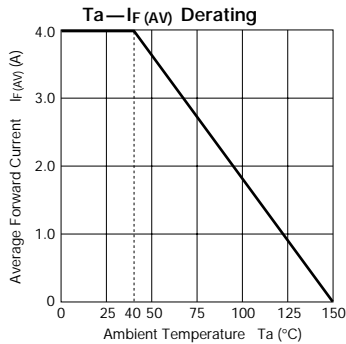
## RBV-401, 402



## RBV-404, 406



## RBV-408, 40C



## RBV-406M

