

# TOROIDAL INDUCTOR



## P11TJ3 SERIES



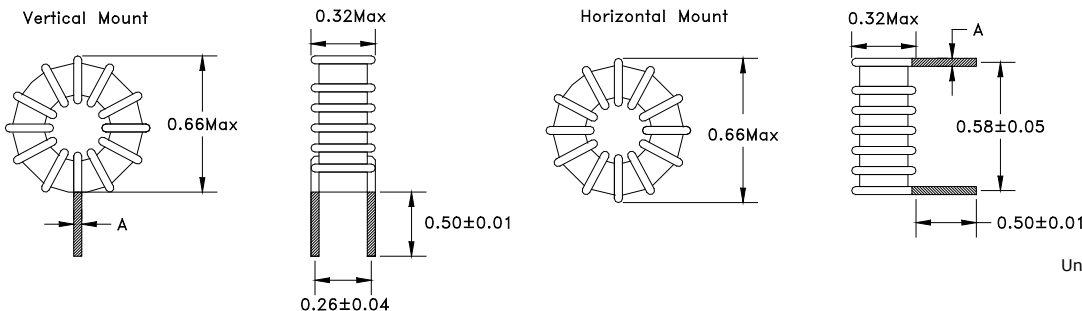
- RoHS Compliant Product
- Operating Temp: -55°C to +105°C
- Inductance test @ 10KHz, 0.1V<sub>RMS</sub>
- I<sub>DC</sub>: 10% inductance drop typ from initial value at rated current
- I<sub>RMS</sub>: Δ30°C temperature rise max at rated current
- Add -V for Vertical Mount, -H for Horizontal Mount after part number

### ELECTRICAL SPECIFICATION @ 25°C

PART NUMBER	L (μH) ±15% 10KHz 0.1VRMS	I <sub>DC</sub> (A)	I <sub>RMS</sub> (A)	R <sub>DC</sub> MAX ( W)	DIM A INCH NOM
1R2-5.5	1.2	5.50	10	0.006	0.032
1R5-4.7	1.5	4.71	9.5	0.006	0.003
2R2-4.1	2.2	4.13	9.0	0.007	0.032
2R7-3.7	2.7	3.67	8.4	0.008	0.032
3R3-3.3	3.3	3.30	8.2	0.008	0.032
3R9-3	3.9	3.00	7.9	0.009	0.032
4R7-2.8	4.7	2.75	7.5	0.010	0.032
5R6-2.5	5.6	2.54	7.3	0.011	0.032
6R8-2.4	6.8	2.36	7.1	0.011	0.032
8R2-2.1	8.2	2.06	6.6	0.013	0.032
100-2	10	1.94	6.5	0.015	0.032
120-1.7	12	1.74	6.1	0.016	0.032
150-1.6	15	1.57	5.9	0.016	0.032
180-1.4	18	1.43	5.6	0.017	0.032
220-1.3	22	1.27	4.6	0.024	0.029
270-1.1	27	1.14	4.4	0.026	0.029
330-1	33	1.03	4.3	0.029	0.029
390-1	39	0.97	3.7	0.038	0.025
470-R9	47	0.87	3.5	0.043	0.025

### Mechanical

### Schematic



#### Dimensions

Unless otherwise specified, all tolerances are:  
 inch: .XX : ± 0.008 .XXX : ± 0.004  
 mm: X,X : ± 0,20 X,XX : ± 0,10

P11TJ3-XXX  
0547JW

Product performance is limited to specified parameter. Data is subject to change without prior notice.

# TOROIDAL INDUCTOR



## P11TJ3 SERIES




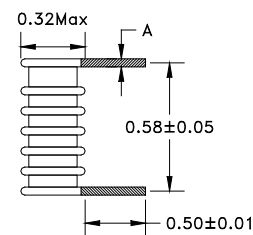
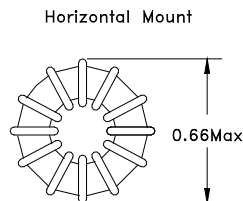
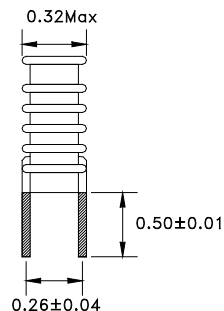
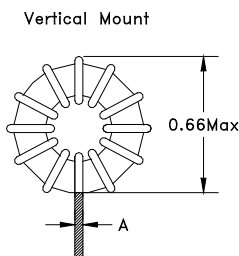
- RoHS Compliant Product
- Operating Temp: -55°C to +105°C
- Inductance test @ 10KHz, 0.1V<sub>RMS</sub>
- I<sub>DC</sub>: 10% inductance drop typ from initial value at rated current
- I<sub>RMS</sub>: Δ30°C temperature rise max at rated current
- Add -V for Vertical Mount, -H for Horizontal Mount after part number

### ELECTRICAL SPECIFICATION @ 25°C

PART NUMBER	L (μH) ±15% 10KHz 0.1VRMS	I <sub>DC</sub> (A)	I <sub>RMS</sub> (A)	R <sub>DC</sub> MAX ( W)	DIM A INCH NOM
560-R8	56	0.80	3.1	0.057	0.023
680-R7	68	0.73	3.0	0.063	0.023
820-R66	82	0.66	2.6	0.087	0.020
101-R6	100	0.60	2.4	0.097	0.020
121-R55	120	0.55	2.3	0.107	0.020
151-R5	150	0.49	1.9	0.146	0.018
181-R45	180	0.45	1.8	0.164	0.018
221-R4	220	0.40	1.5	0.225	0.016
271-R37	270	0.37	1.4	0.250	0.016
331-R33	330	0.33	1.2	0.342	0.014
391-R3	390	0.30	1.1	0.378	0.014
471-R28	470	0.28	1.0	0.510	0.013
561-R25	560	0.25	0.9	0.565	0.013
681-R23	680	0.23	0.8	0.637	0.013
821-R21	820	0.21	0.7	0.849	0.013
102-R19	1000	0.19	0.7	0.951	0.011
122-R17	1200	0.17	0.6	1.298	0.011
152-R15	1500	0.15	0.5	1.476	0.010

### Mechanical

### Schematic



#### Dimensions

Unless otherwise specified, all tolerances are:  
 inch: .XX : ± 0.008 .XXX : ±0.004  
 mm: X,X : ± 0,20 X,XX : ±0,10

Product performance is limited to specified parameter. Data is subject to change without prior notice.

P11TJ3-XXX  
0547JW