

# SCHOTTKY BARRIER MIXER DIODE

**DESCRIPTION:**

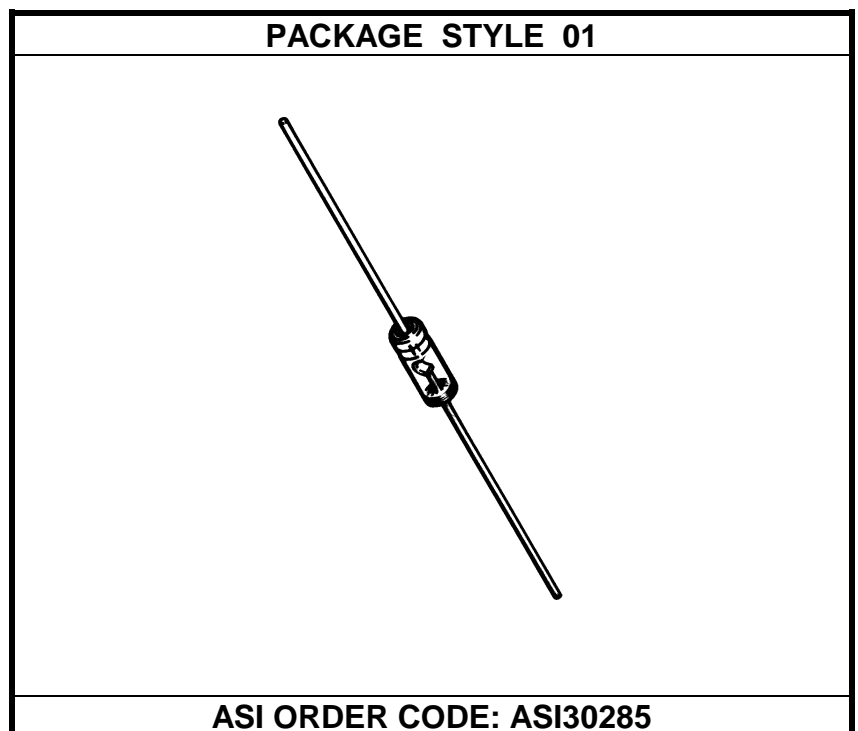
The **MA40192** is a Silicon Schottky Barrier Diode Designed for Starved LO Mixer Applications up to 10 GHz.

**FEATURES:**

- Replacement for MA/COM **MA40192**
- Available as matched pairs and matched quads
- Hermetic Glass Package

**MAXIMUM RATINGS**

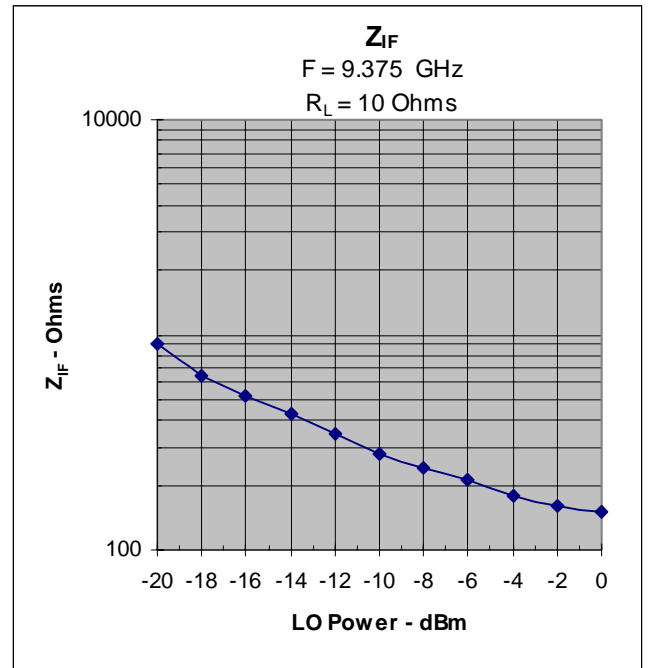
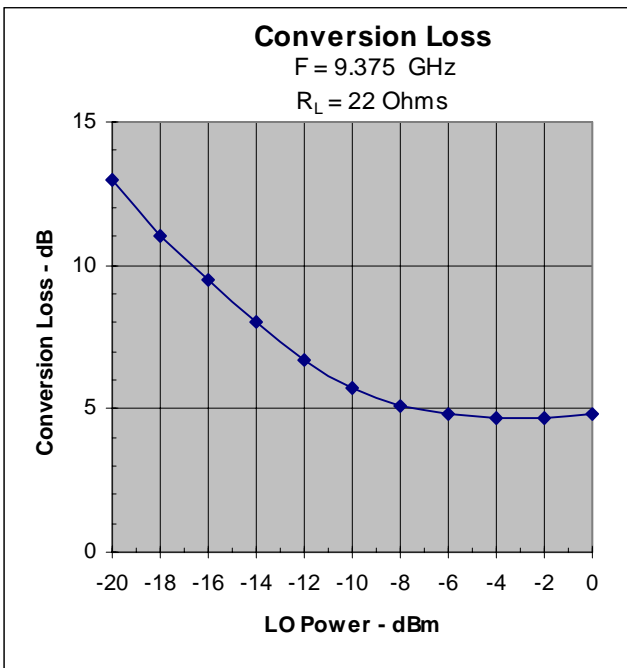
$I_F$	10 mA
$V_R$	2.0 V
$P_{DISS}$	300 mW @ $T_C = 25^\circ C$
$T_J$	$-65^\circ C$ to $+150^\circ C$
$T_{STG}$	$-65^\circ C$ to $+150^\circ C$
$T_{soldering}$	$+230^\circ C$ for 5 Seconds


**CHARACTERISTICS**  $T_C = 25^\circ C$ 

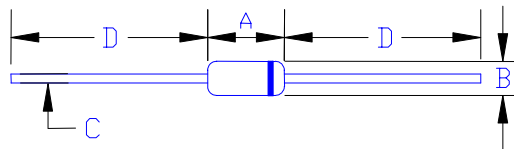
SYMBOL	TEST CONDITIONS			MINIMUM	TYPICAL	MAXIMUM	UNITS
$V_F$	$I_F = 1.0$ mA				200	250	mV
$V_{BR}$	$I_R = 200$ $\mu$ A			0.8			V
$C_{J0}$	$V_R = 0$ V		$f = 1$ MHz		0.2		pF
Con. Loss NF $Z_{IF}$	$F = 9.375$ Ghz	$P_{LO} = -10$ dBm	$I_F = 10$ KHz		5.5	6.0	dB
	$N_{IF} = 1.5$ dB	$R_L = 22$ $\Omega$			9.0	12.0	dB
					250		Ohms

Note: Add **MP** suffix for matched pairs and **MQ** suffix for matched quads ( $\Delta Z_{IF} = 25\Omega$  /  $\Delta NF = 0.5$  dB).

## DYNAMIC CHARACTERISTICS



## PACKAGE OUTLINE



: Clear

STYLE 01		
	MINIMUM INCHES/MM	MAXIMUM INCHES/MM
A	.150/3.81	.170/4.318
B	.068/1.727	.076/1.930
C	.014/.356	.020/.508
D	1.00/25.4	
E	CP=.027pF	
F	Lp=2.5nH	
G		