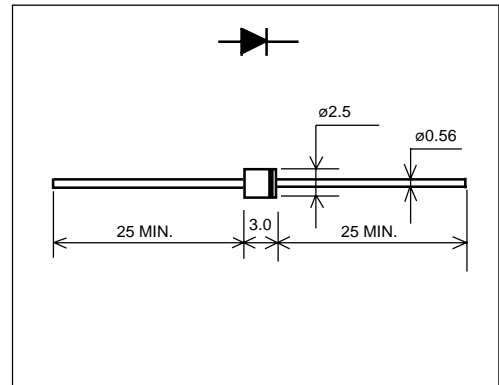


SCHOTTKY BARRIER DIODE

Outline drawings, mm



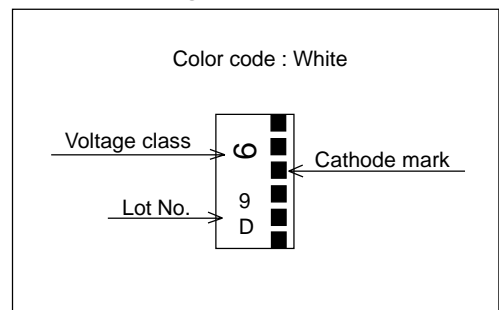
Features

- Low V_F
- Super high speed switching
- High reliability by planer design
- Ultra small package, possible for 5mm pitch automatic insertion

Applications

- High speed switching

Marking



Maximum ratings and characteristics

- Absolute maximum ratings

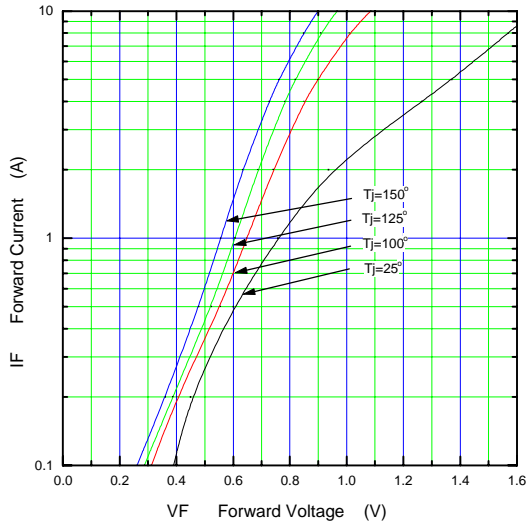
Item	Symbol	Conditions	Rating	Unit
Repetitive peak reverse voltage	V_{RRM}		90	V
Average forward current	$I_{F(AV)}$	Resistive load $T_I=110^{\circ}\text{C}$	1.0	A
Surge current	I_{FSM}	Sine wave 10ms	30	A
Operating junction temperature	T_j		-40 to +150	$^{\circ}\text{C}$
Storage temperature	T_{stg}		-40 to +150	$^{\circ}\text{C}$

- Electrical characteristics ($T_a=25^{\circ}\text{C}$ Unless otherwise specified)

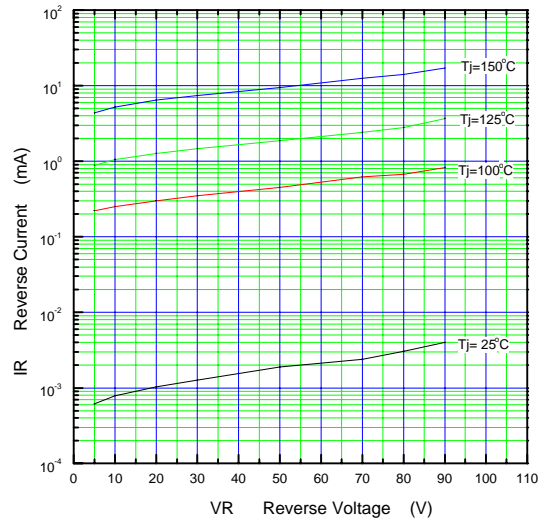
Item	Symbol	Conditions	Max.	Unit
Forward voltage drop	V_{FM}	$I_{FM}=1.0\text{A}$	0.82	V
Reverse current	I_{RRM}	$V_R=V_{RRM}$	1.0	mA

■ Characteristics

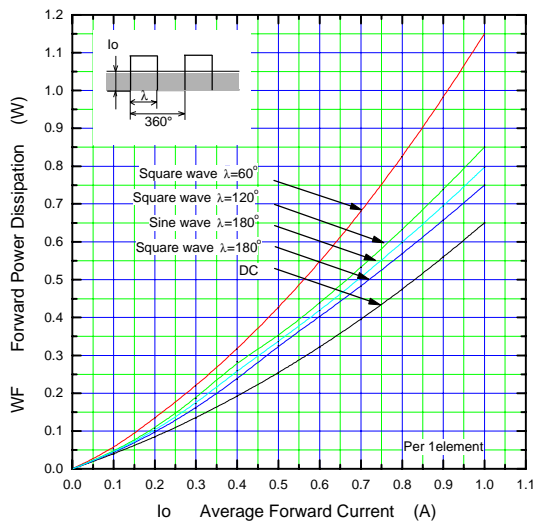
Forward Characteristic (typ.)



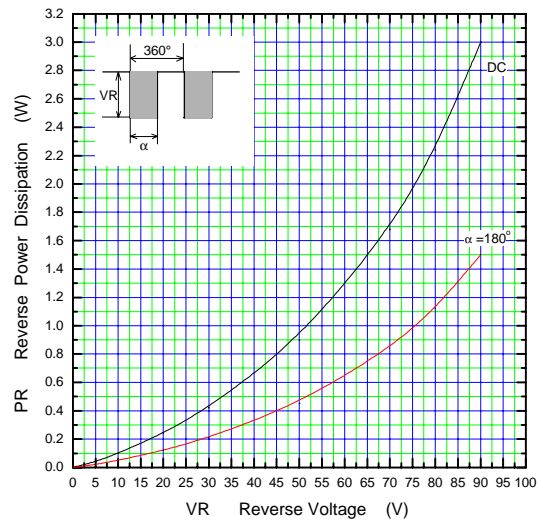
Reverse Characteristic (typ.)



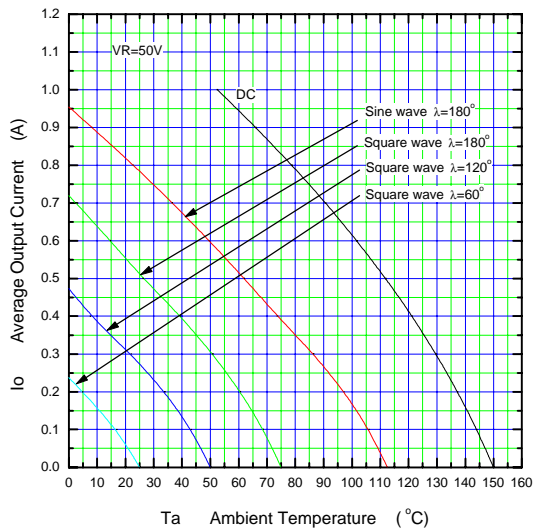
Forward Power Dissipation



Reverse Power Dissipation



Current Derating (Io-Ta)



Current Derating (Io-Tl)

