

**PLEASE CHECK WWW.MOLEX.COM FOR LATEST PART INFORMATION**

**Part Number:** [0915771304](#)  
**Status:** **Active**  
**Description:** 1.27mm (.050") Pitch Picoflex® PF-50 IDT Receptacle, Low Profile, Alternative Stagger, Board-In, 4 Circuits

**Documents:**

[3D Model](#) [Product Specification PS-99020-0011 \(PDF\)](#)  
[Drawing \(PDF\)](#) [RoHS Certificate of Compliance \(PDF\)](#)

**General**

Product Family	Ribbon Cable / Wire Trap Connectors
Series	<a href="#">91577</a>
Comments	Low Profile
Component Type	One Piece
Glow-Wire Compliant	No
Product Name	Board-In, Picoflex®

**Physical**

Circuits (Loaded)	4
Color - Resin	Yellow
Entry Angle	90° Angle
Lock to Mating Part	None
Material - Metal	Phosphor Bronze
Material - Plating Mating	Tin
Material - Plating Termination	Tin
Material - Resin	Polyester
Number of Rows	2
PCB Locator	No
PCB Retention	Yes
PCB Thickness Recommended (in)	0.062 In
PCB Thickness Recommended (mm)	1.60 mm
Packaging Type	Tube
Pitch - Mating Interface (in)	0.050 In
Pitch - Mating Interface (mm)	1.27 mm
Plating min: Mating (µin)	80.00
Plating min: Mating (µm)	2.000
Plating min: Termination (µin)	80.00
Plating min: Termination (µm)	2.00
Polarized to Mating Part	N/A
Polarized to PCB	Yes
Stackable	No
Surface Mount Compatible (SMC)	No
Temperature Range - Operating	-40°C to +105°C
Termination Interface: Style	Through Hole - Kinked Pin
Wire Insulation Diameter	1.00mm (.039") max.
Wire Size AWG	26, 28
Wire/Cable Type	Ribbon Cable

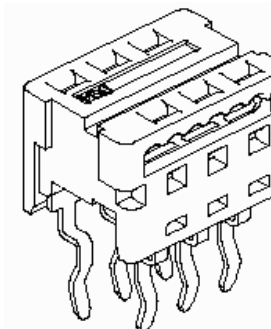
**Electrical**

Current - Maximum per Contact	1.2A
Voltage - Maximum	250V

**Material Info**

**Reference - Drawing Numbers**

Product Specification	PS-99020-0011
Sales Drawing	SD-91577-001



*Series  
image - Reference only*

**EU RoHS**

**ELV and RoHS  
Compliant**  
**REACH SVHC  
Contains SVHC: No**  
**Halogen-Free  
Status**

**China RoHS**



**Not Reviewed**

**Need more information on product  
environmental compliance?**

Email [productcompliance@molex.com](mailto:productcompliance@molex.com)  
For a multiple part number RoHS Certificate of Compliance, [click here](#)

Please visit the [Contact Us](#) section for any non-product compliance questions.

**Search Parts in this Series**

[91577Series](#)

**Mates With**

N/A

**Application Tooling | FAQ**

*Tooling specifications and manuals are found by selecting the products below. Crimp Height Specifications are then contained in the Application Tooling Specification document.*

**Global**

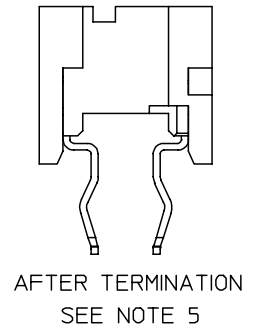
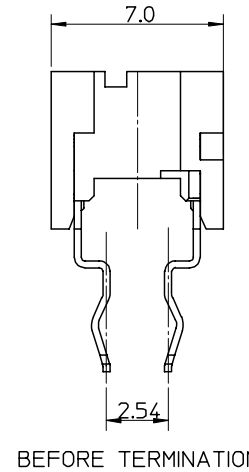
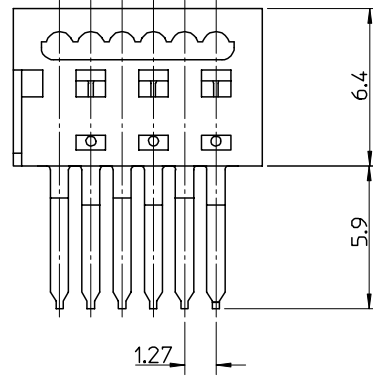
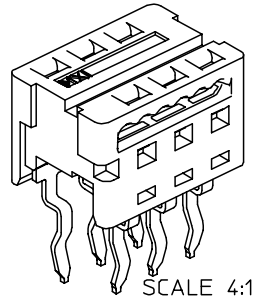
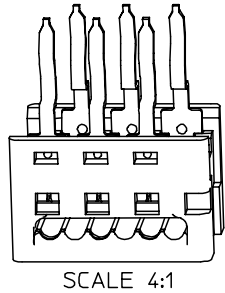
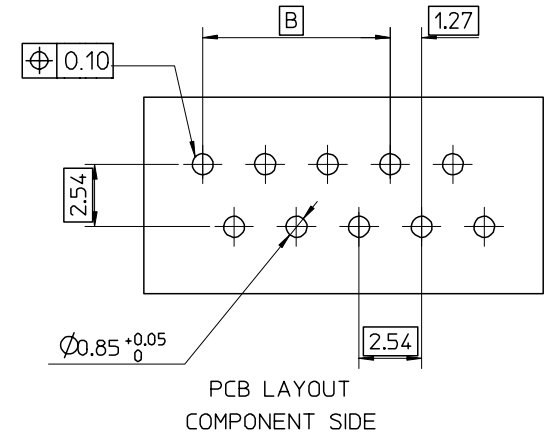
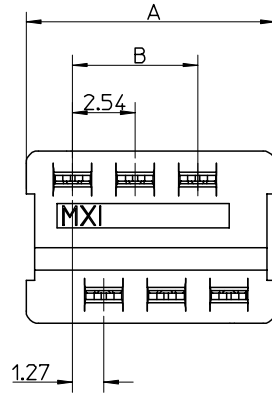
Description	Product #
Handtool for 90327, 90584 and 91577 Picoflex® Connectors, 4-26 Circuit	<a href="#">0690081090</a>
Arbor Press Fixture for 91577 Picoflex® Connectors	<a href="#">0690201908</a>

This document was generated on 04/13/2010

**PLEASE CHECK [WWW.MOLEX.COM](http://WWW.MOLEX.COM) FOR LATEST PART INFORMATION**

10 9 8 7 6 5 4 3 2 1

91577-*326	26	35.53	31.75	14	98	7
91577-*324	24	32.99	29.21	15	105	↑
91577-*322	22	30.45	26.67	16	112	
91577-*320	20	27.91	24.13	18	126	
91577-*318	18	25.37	21.59	20	140	
91577-*316	16	22.83	19.05	23	161	
91577-*314	14	20.29	16.51	26	182	
91577-*312	12	17.75	13.97	30	210	
91577-*310	10	15.21	11.43	34	238	
91577-*308	8	12.67	8.89	42	294	
91577-*306	6	10.13	6.35	54	378	↓
91577-*304	4	7.59	3.81	70	490	7
PART No.	CCT SIZE	DIM "A"	DIM "B"	TUBE QTY	STACK QTY	TUBES PER STACK



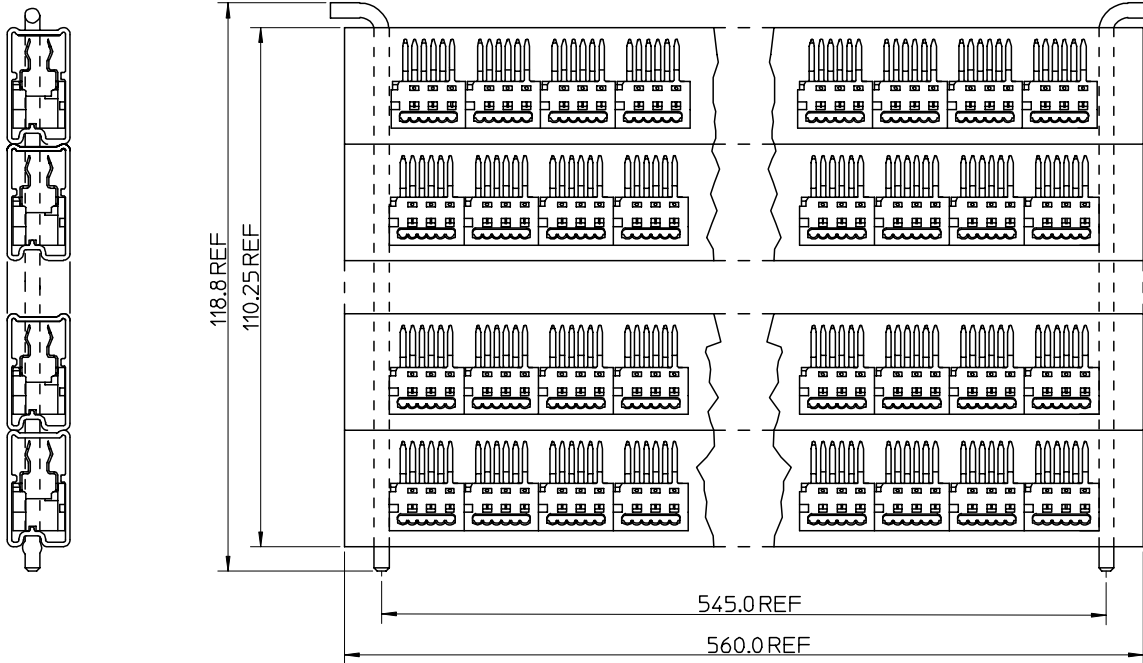
- NOTES:
1. MATERIAL: HOUSING - POLYESTER RATED UL 94V-0, COLOUR YELLOW  
IDT CONTACT: PHOSPHOR BRONZE ALLOY 0.28mm REF THICK
  2. PLATING: 2-4 um. TIN
  3. PACKAGING:TUBE (2 OPTIONS; INDIVIDUAL OR STACKED TUBES, SEE SHT2)
  4. SEE PRODUCT SPECIFICATION PS-99020-0011
  5. WIRE TERMINATION SPECIFICATION ES-99033-0002

91577-\*3\*\*  
 04 TO 26 = CCT SIZE  
 1=INDIVIDUAL TUBED ASSY  
 2=STACKED TUBE ASSY

CORRECT DRNG ERROR EC NO: E2006-0357 DRWN:GMC/SWEEN 2005/11/10 CHKD:DMORARTY2005/11/17 APPR: JDENNEHY 2005/12/12	QUALITY SYMBOLS	GENERAL TOLERANCES (UNLESS SPECIFIED)	SCALE 5:1	DESIGN UNITS METRIC	THIRD ANGLE PROJECTION	REVISE ON CAD ONLY
	-0 -0	4 PLACES ± ---	mm	DIMENSION STYLE MM ONLY	TITLE 1.27MM PF LOPRO IDT ALT STAG B-IN CONN	
		3 PLACES ± ---	INCH	DRAWN BY DATE		
	DRAFT WHERE APPLICABLE MUST REMAIN WITHIN DIMENSIONS	2 PLACES ± 0.25	DATE	MATERIAL NO. DOCUMENT NO. SHEET NO.		
1 PLACE ± 0.25		DATE	SEE CHART SD-91577-001 1 OF 2			
REV	DESCRIPTION	APPROVED BY DATE	THIS DRAWING CONTAINS INFORMATION THAT IS PROPRIETARY TO MOLEX INCORPORATED AND SHOULD NOT BE USED WITHOUT WRITTEN PERMISSION			
		MWILHITE 2001/11/05	A3			

9 8 7 6 5 4 3 2 1

10 9 8 7 6 5 4 3 2 1



91577-23\*\* STACKED TUBE ASSY

CORRECT GEOMETRY EC NO: E2006-0357 DRWN: GMC SWEEN 2005/11/10 CHKD: DMORARTY 2005/11/17 APPR: JDENNEHY 2005/12/12	QUALITY SYMBOLS	GENERAL TOLERANCES (UNLESS SPECIFIED)		SCALE 1:1	DESIGN UNITS METRIC	THIRD ANGLE PROJECTION	REVISE ON CAD ONLY
	▽ -0	4 PLACES	± ---	± ---	DIMENSION STYLE MM ONLY		TITLE
	▽ -0	3 PLACES	± ---	± ---	DRAWN BY	DATE	1.27MM PF LOPRO IDT ALT STAG B-IN CONN
	▽ -0	2 PLACES	± 0.25	± ---	KDELANEY	2001/11/03	
▽ -0	1 PLACE	± 0.25	± ---	CHECKED BY	DATE	MOLEX INCORPORATED	
▽ -0	ANGULAR ± 2 °		DRAFT WHERE APPLICABLE	EFOLAN	2001/11/05		
		MUST REMAIN WITHIN DIMENSIONS		APPROVED BY	DATE	MATERIAL NO.	DOCUMENT NO.
				MWILHITE	2001/11/05	SEE SHEET 1	SD-91577-001
				THIS DRAWING CONTAINS INFORMATION THAT IS PROPRIETARY TO MOLEX INCORPORATED AND SHOULD NOT BE USED WITHOUT WRITTEN PERMISSION			SHEET NO. 2 OF 2

9 8 7 6 5 4 3 2 1

A3