

RDM SERIES ROTARY DIP SWITCH


ANTI-VANDAL SWITCHES
 DETECTOR SWITCHES
DIP SWITCHES
 KEYLOCK SWITCHES
 NAVIGATION SWITCHES
 PUSHBUTTON SWITCHES
 ROCKER SWITCHES
 ROTARY SWITCHES
 SLIDE SWITCHES
 SNAP ACTION SWITCHES
 TACTILE SWITCHES
 TOGGLE SWITCHES
 CAP OPTIONS



APPLICATIONS / MARKETS



Audio / Visual



Computer Peripherals



Consumer Electronics



Instrumentation



Telecommunication



Medical Equipment

RoHS

SPECIFICATIONS

Electrical Rating:
 Switching: 42VDC, 100mA
 Non-Switching: 42VDC, 400mA
Life Expectancy: 25,000 steps
Contact Resistance: 80mΩ Max.
Insulation Resistance: 100 MΩ Min. at 250VDC
Dielectric Strength: 250VAC 1 min.
Operating Temperature: -60°C to 125°C
Actuation Force: 120 gf +/- 30gf
Travel: dependent upon individual switch positions

FEATURES & BENEFITS

- Offers IP67 sealing protection
- Available in 10 or 16 positions
- Ultra slim size for high density mounting
- Gold contacts

PART NUMBER CONFIGURATOR

Series	Actuator	Code	Positions	Terminals	Packaging
<input type="text" value="RDM"/>	<input type="text" value="A"/>	<input type="text" value="R"/>	<input type="text" value="10"/>	<input type="text" value="P1"/>	<input type="text" value="T"/>
	A - Arrow Flush B - Shaft 4.5 high E - Shaft 4.2 high	R - Real C - Complementary	10 16	P1 - TH 3x3 terminals S1 - SM 3x3 terminals R1 - Angled 5.08 spacing R2 - Angled 2.54 spacing	T - Tube R - Tape & Reel

Specifications subject to change without notice



E-SWITCH®

www.e-switch.com

800.867.2717

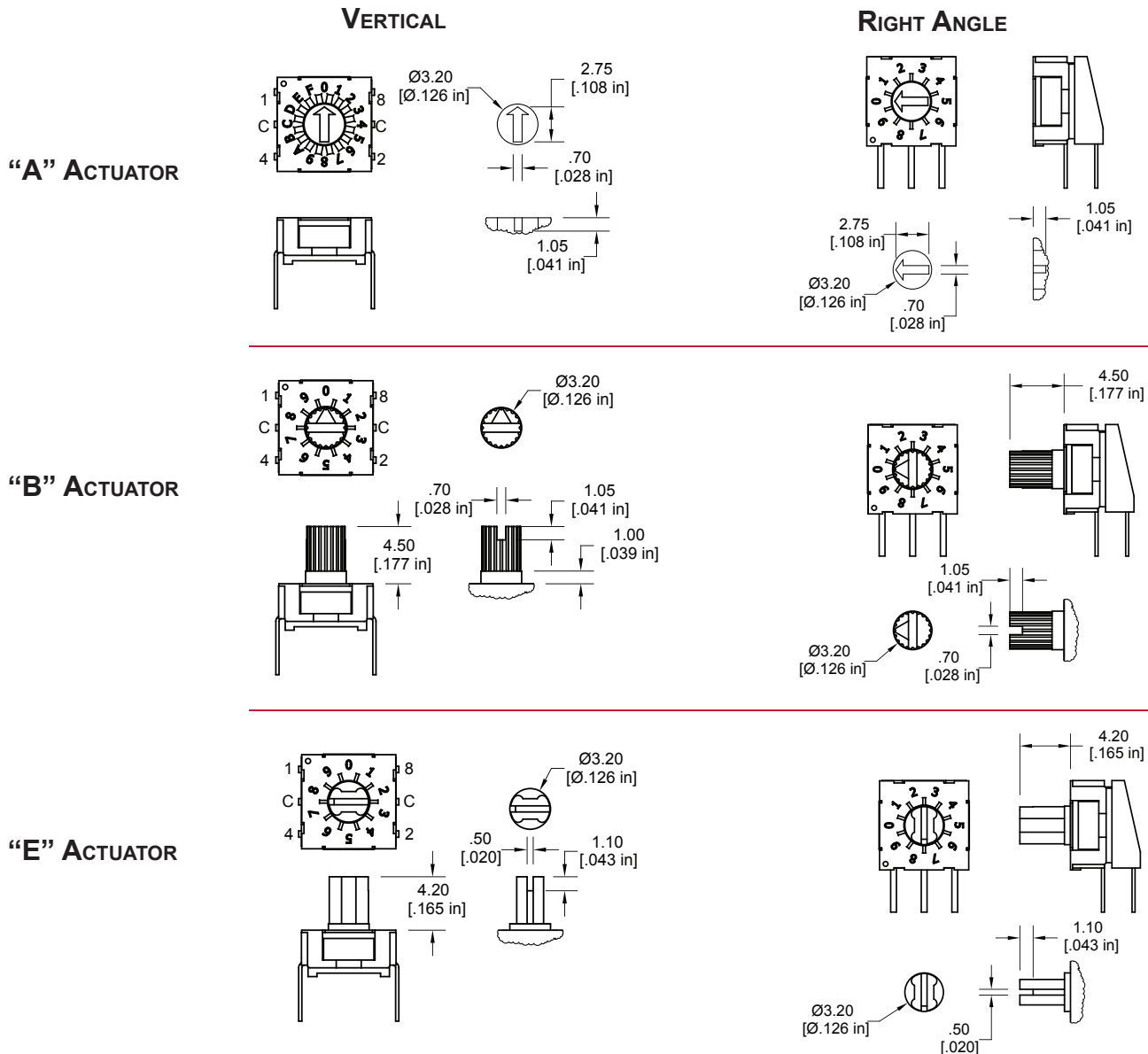
2

RDM SERIES ROTARY DIP SWITCH

BODY DIMENSIONS



ACTUATOR OPTIONS



ANTI-VANDAL SWITCHES
 DETECTOR SWITCHES
 DIP SWITCHES
 KEYLOCK SWITCHES
 NAVIGATION SWITCHES
 PUSHBUTTON SWITCHES
 ROCKER SWITCHES
 ROTARY SWITCHES
 SLIDE SWITCHES
 SNAP ACTION SWITCHES
 TACTILE SWITCHES
 TOGGLE SWITCHES
 CAP OPTIONS

RDM SERIES ROTARY DIP SWITCH

GENERAL CODE

COMPLEMENT CODE

	C	1	2	4	8	
0	●	●	●	●	●	0
1	●		●	●	●	1
2	●	●		●	●	2
3	●			●	●	3
4	●	●			●	4
5	●		●			5
6	●	●			●	6
7	●			●		7
8	●	●	●	●		8
9	●		●	●		9
10	●	●		●		A
11	●			●		B
12	●	●	●			C
13	●		●			D
14	●	●				E
15	●					F

16 POSITION (ACTUATOR COLOR: IVORY)

REAL CODE

	C	1	2	4	8	
0	●					0
1	●	●				1
2	●		●			2
3	●	●	●			3
4	●			●		4
5	●	●		●		5
6	●		●	●		6
7	●	●	●	●		7
8	●				●	8
9	●	●			●	9
10	●		●		●	A
11	●	●	●		●	B
12	●			●	●	C
13	●	●		●	●	D
14	●		●	●	●	E
15	●	●	●	●	●	F

16 POSITION (ACTUATOR COLOR: GRAY)

COMPLEMENT CODE

	C	1	2	4	8
0	●	●	●	●	●
1	●		●	●	●
2	●	●		●	●
3	●			●	●
4	●	●	●		●
5	●		●		●
6	●	●			●
7	●				●
8	●	●	●	●	
9	●		●	●	

10 POSITION (ACTUATOR COLOR: ORANGE)

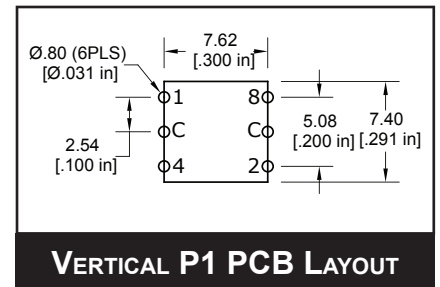
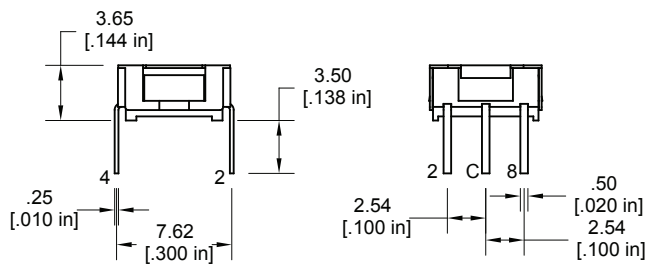
REAL CODE

	C	1	2	4	8
0	●				
1	●	●			
2	●		●		
3	●	●	●		
4	●			●	
5	●	●		●	
6	●		●	●	
7	●	●	●	●	
8	●				●
9	●	●			●

10 POSITION (ACTUATOR COLOR: RED)

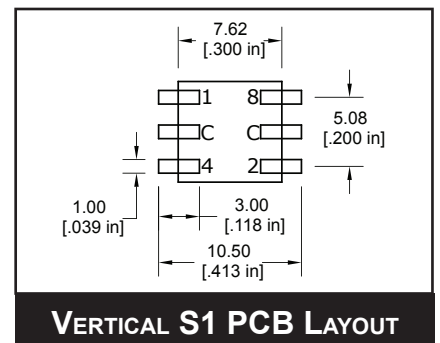
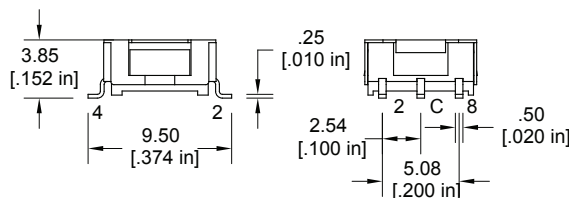
TERMINATION OPTIONS

P1 - VERTICAL



VERTICAL P1 PCB LAYOUT

S1 - VERTICAL



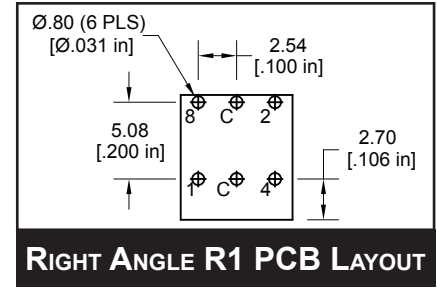
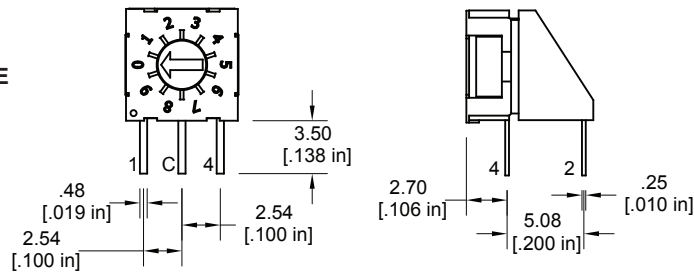
VERTICAL S1 PCB LAYOUT



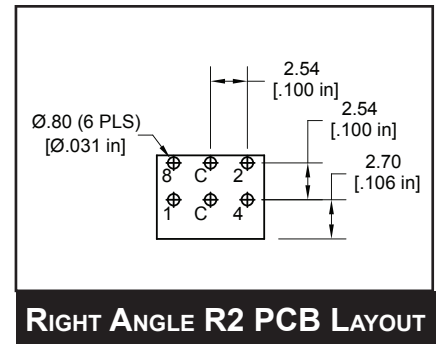
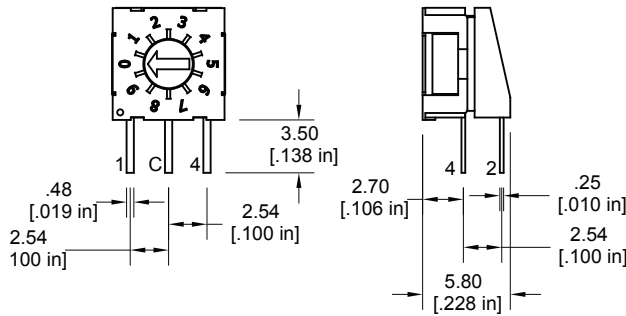
RDM SERIES ROTARY DIP SWITCH

TERMINATION OPTIONS (CONT.)

R1 - RIGHT ANGLE



R2 - RIGHT ANGLE



- ANTI-VANDAL SWITCHES
- DETECTOR SWITCHES
- DIP SWITCHES**
- KEYLOCK SWITCHES
- NAVIGATION SWITCHES
- PUSHBUTTON SWITCHES
- ROCKER SWITCHES
- ROTARY SWITCHES
- SLIDE SWITCHES
- SNAP ACTION SWITCHES
- TACTILE SWITCHES
- TOGGLE SWITCHES
- CAP OPTIONS

