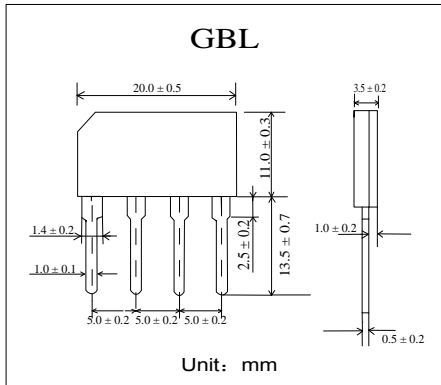


塑封硅整流桥堆  
反向电压 200---800V  
正向电流 1.5A

Single-phase Silicon Bridge Rectifier  
Reverse Voltage 200 to 800 V  
Forward Current 1.5A



### 特征 Features

- 反向漏电流低 Low reverse leakage
- 正向浪涌承受能力较强 High forward surge capability
- 浪涌承受能力: 80 A Surge overload rating:80 Amperes peak
- 引线 and 管体皆符合RoHS标准。  
Lead and body according with RoHS standard

### 机械数据 Mechanical Data

- 封装: 塑料封装 Case: Molded Plastic
- 极性: 标记模压或印于本体 Polarity: Symbols molded or marked on body
- 安装位置: 任意 Mounting Position: Any

极限值和温度特性 TA = 25℃ 除非另有规定。

Maximum Ratings & Thermal Characteristics Ratings at 25℃ ambient temperature unless otherwise specified.

	符号 Symbols	D2SB20	D2SB40	D2SB60	D2SB80	单位 Unit
最大可重复峰值反向电压 Maximum repetitive peak reverse voltage	V <sub>RRM</sub>	200	400	600	800	V
最大均方根电压 Maximum RMS voltage	V <sub>RMS</sub>	140	280	420	560	V
最大直流阻断电压 Maximum DC blocking voltage	V <sub>DC</sub>	200	400	600	800	V
最大正向平均整流电流 TC = 100℃ Maximum average forward rectified current	I <sub>F(AV)</sub>	1.5				A
峰值正向浪涌电流 8.3ms单一正弦半波 Peak forward surge current 8.3 ms single half sine-wave	I <sub>FSM</sub>	80				A
典型热阻 Typical thermal resistance	R <sub>θJA</sub>	47				℃/W
工作结温和存储温度 Operating junction and storage temperature range	T <sub>J</sub> , T <sub>STG</sub>	-55--- +150				℃

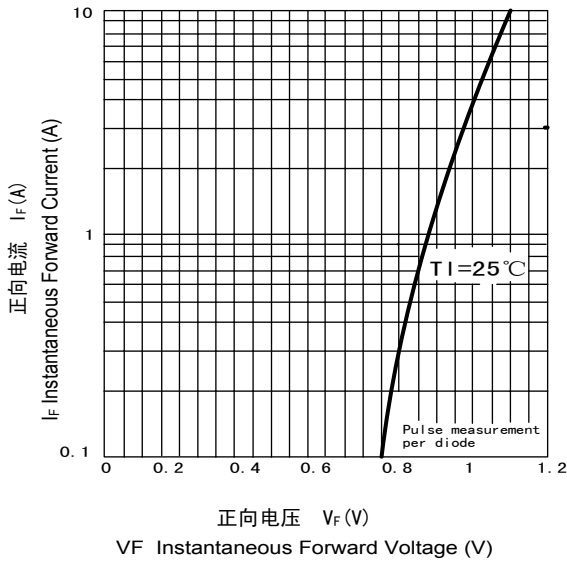
电特性 TA = 25℃ 除非另有规定。

Electrical Characteristics Ratings at 25℃ ambient temperature unless otherwise specified.

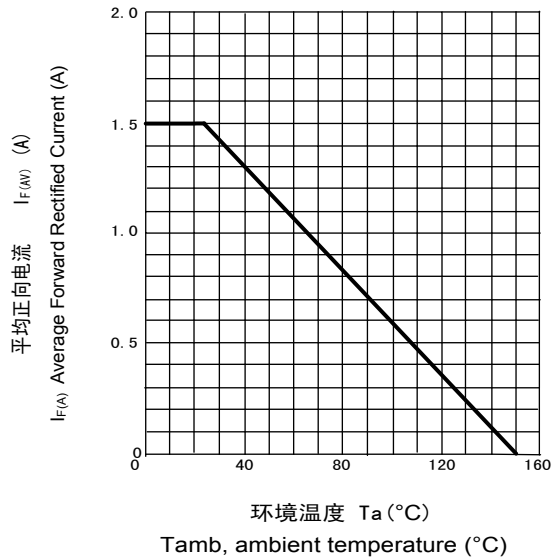
	符号 Symbols	D2SB20	D2SB40	D2SB60	D2SB80	单位 Unit
最大正向电压 I <sub>F</sub> = 0.75A Maximum forward voltage	V <sub>F</sub>	1.05				V
最大反向电流 TA = 25℃ TA = 125℃ Maximum reverse current	I <sub>R</sub>	10 500				μA
典型结电容 V <sub>R</sub> = 4.0V, f = 1MHz Type junction capacitance	C <sub>j</sub>	40				pF

特性曲线 Characteristic Curves

正向特性曲线 (典型值)  
TYPICAL FORWARD CHARACTERISTIC



正向电流降额曲线  
FORWARD CURRENT DERATING CURVE



浪涌特性曲线 (最大值)  
MAXIMUM NON REPETITIVE  
PEAK FORWARD SURGE CURRENT

